

CANVASS OF GENERAL ELECTION

I, **TODD TEFTELLER**, County Judge of Upshur County, Texas, met with the Commissioner's Court of Upshur County, sitting as the canvassing board of the **NOVEMBER 3rd, 2020 GENERAL ELECTION** on November 16, 2020 to canvass the election returns.

I certify that the figures on the tally sheets correspond with the figures on the returns.

Witness my hand this 16 day of NOVEMBER, 20 20.



Officer of Canvassing Authority

TODD TEFTELLER
UPSHUR CO. JUDGE

BY  OFFICIAL
UPSHUR COUNTY, TX.
DATE

2020 NOV 16 AM 10:37

FILED
TERRI ROSS
COUNTY CLERK

SUMMARY OF PRECINCT RETURNS


I, the undersigned, the presiding officer of the canvassing authority for the General Election, held on the 3rd day of November, 2020, Upshur County, Texas do hereby certify that the following is a total of all votes received by each candidate as shown by the precinct returns. I further certify that the following vote totals include early voting votes by precinct received under Section 87.1231 of the Texas Election Code.

| | |
|---|--------|
| President / Vice President | |
| Donald J. Trump/Michael R. Pence | 15,809 |
| Joe R. Biden/Kamala D. Harris | 2,877 |
| Jo Jorgensen/Jeremy "Spike" Cohen | 179 |
| Howie Hawkins/ Angela Walker | 22 |
| Brian Carroll/Amar Patel | 3 |
| Gloria La Riva/Leonard Peltier | 1 |
| Todd Cella/Tim Cella | 1 |
| Uncertified Write In | 27 |
| United States Senator | |
| John Cornyn | 15,470 |
| Mary "MJ" Hegar | 2,804 |
| Kerry Douglas McKennon | 320 |
| David B. Collins | 55 |
| Ricardo Turullols-Bonilla | 4 |
| Uncertified Write In | 2 |
| United States Representative, District 1 | |
| Louie Gohmert | 4,225 |
| Hank Gilbert | 1,015 |
| United States Representative, District 4 | |
| Pat Fallon | 11,233 |
| Russell Foster | 1,765 |
| Lou Antonelli | 204 |
| Uncertified Write In | 6 |
| Railroad Commissioner | |
| James "Jim" Wright | 15,455 |
| Chrysta Castaneda | 2,608 |
| Matt Sterett | 346 |
| Katija "Kat" Gruene | 79 |
| Chief Justice, Supreme Court | |
| Nathan Hecht | 15,338 |
| Amy Clark Meachum | 2,810 |
| Mark Ash | 352 |
| Justice, Supreme Court, Place 6-Unexpired Term | |
| Jane Bland | 15,683 |
| Kathy Cheng | 2,794 |
| Justice, Supreme Court, Place 7 | |
| Jeff Boyd | 15,423 |
| Staci Williams | 2,761 |
| William Bryan Strange, III | 336 |
| Justice, Supreme Court, Place 8 | |
| Brett Busby | 15,414 |
| Gisela D. Triana | 2,698 |
| Tom Oxford | 364 |

SUMMARY OF PRECINCT RETURNS

| | |
|--|--------|
| Judge, Court of Criminal Appeals, Place 3 | |
| Bert Richardson | 15,597 |
| Elizabeth Davis Frizell | 2,841 |
| Judge, Court of Criminal Appeals, Place 4 | |
| Kevin Patrick Yeary | 15,617 |
| Tina Clinton | 2,823 |
| Judge, Court of Criminal Appeals, Place 9 | |
| David Newell | 15,663 |
| Brandon Birmingham | 2,782 |
| Member, State Board of Education, District 9 | |
| Keven M. Ellis | 15,501 |
| Brenda Davis | 2,918 |
| State Senator, District 1 | |
| Bryan Hughes | 15,724 |
| Audrey Spanko | 2,740 |
| State Representative, District 7 | |
| Jay Dean | 16,542 |
| Chief Justice, 12th Court of Appeals District | |
| Jim Worthen | 16,362 |
| Justice, 6th Court of Appeals District, Place 3 | |
| Ralph K. Burgess | 16,292 |
| Sheriff | |
| Larry Webb | 16,320 |
| County Tax Assessor-Collector | |
| Luana Howell | 15,754 |
| Jurel Ford White | 2,552 |
| County Commissioner, Precinct 1 | |
| Gene Dolle | 4,698 |
| County Commissioner, Precinct 3 | |
| Michael L. Ashley | 3,937 |
| Constable, Precinct 1 | |
| Tim Barnett | 4,632 |
| Constable, Precinct 2 | |
| Jason K. Weeks | 3,709 |
| Constable, Precinct 3 | |
| Ronnie G. Mitchell | 3,833 |
| Constable, Precinct 4 | |
| David S. Thompson | 4,081 |

DATED, this 16 day of NOVEMBER, 2020.



Presiding Officer **TODD TEFFELLER**
UPSHUR CO. JUDGE

November 3, 2020 Canvass — Total Voters — Official Upshur County, Texas — 2020 GENERAL ELECTION — November 03, 2020

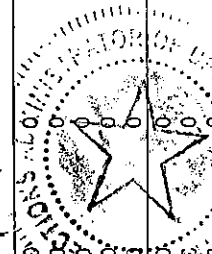
Page 1 of 44

Total Number of Voters : 18,978 of 28,729 = 66.06%

11/06/2020 12:39 PM
Precincts Reporting 49 of 49 = 100.00%

President and Vice President

| Precinct | Absentee Ballots Cast | Early Ballots Cast | Election Ballots Cast | Total Ballots Cast | Registered Voters | Percent Turnout | REP Donald J. Trump/Michael R. Pence | DEM Joseph R. Biden/Kamala D. Harris | LIB Jo Jorgensen/Jeremy "Spike" Cohen | GRN Howie Hawkins/Angela Walker | Brian Carroll/Amar Patel | Gloria La Riva/Leonard Peltier | UnCertified |
|----------|-----------------------|--------------------|-----------------------|--------------------|-------------------|-----------------|---|---|--|------------------------------------|--------------------------|--------------------------------|-------------|
| 1 1NDISD | 114 | 1006 | 461 | 1581 | 1874 | 84.36% | 1341 | 215 | 20 | 1 | 0 | 0 | 1 |
| 2 | 2 | 9 | 3 | 14 | 22 | 63.64% | 6 | 8 | 0 | 0 | 0 | 0 | 0 |
| 15 | 115 | 1523 | 66 | 1704 | 2923 | 58.30% | 1567 | 114 | 12 | 3 | 0 | 0 | 3 |
| 2 GL | 3 | 37 | 5 | 45 | 81 | 55.56% | 37 | 6 | 1 | 0 | 0 | 0 | 0 |
| 3 | 53 | 817 | 214 | 1084 | 1617 | 67.04% | 942 | 126 | 7 | 1 | 0 | 0 | 3 |
| 4 | 0 | 22 | 9 | 31 | 51 | 60.78% | 25 | 6 | 0 | 0 | 0 | 0 | 0 |
| 4 NDISD | 48 | 587 | 211 | 846 | 1252 | 67.57% | 693 | 136 | 10 | 2 | 0 | 0 | 1 |
| 5 | 23 | 360 | 42 | 425 | 650 | 65.38% | 349 | 71 | 2 | 0 | 0 | 0 | 0 |
| 5 NDISD | 7 | 35 | 9 | 51 | 88 | 57.95% | 27 | 23 | 1 | 0 | 0 | 0 | 0 |
| 5 ESD | 4 | 28 | 0 | 32 | 48 | 66.67% | 25 | 6 | 0 | 0 | 0 | 0 | 0 |
| 6 NDISD | 46 | 760 | 249 | 1055 | 1451 | 72.71% | 888 | 155 | 6 | 1 | 0 | 0 | 3 |
| 7 | 0 | 5 | 107 | 112 | 172 | 65.12% | 95 | 17 | 0 | 0 | 0 | 0 | 0 |
| 7 NDISD | 16 | 283 | 40 | 339 | 532 | 63.72% | 304 | 29 | 5 | 0 | 0 | 0 | 1 |
| 7 OC | 27 | 212 | 286 | 525 | 664 | 79.07% | 423 | 90 | 7 | 0 | 0 | 0 | 2 |
| 7 ESD | 105 | 595 | 33 | 733 | 1455 | 50.38% | 600 | 122 | 6 | 2 | 0 | 0 | 1 |
| 8 | 38 | 396 | 101 | 535 | 780 | 68.59% | 428 | 93 | 5 | 1 | 0 | 0 | 2 |
| 8 ESD | 14 | 128 | 5 | 147 | 253 | 58.10% | 124 | 23 | 0 | 0 | 0 | 0 | 0 |
| 9 | 11 | 52 | 10 | 73 | 95 | 76.84% | 61 | 9 | 3 | 0 | 0 | 0 | 0 |
| 9 BS | 39 | 281 | 136 | 456 | 793 | 57.50% | 354 | 91 | 9 | 2 | 0 | 0 | 0 |
| 9 BSISD | 63 | 575 | 193 | 831 | 1250 | 66.48% | 697 | 122 | 8 | 1 | 0 | 0 | 1 |
| 10 | 144 | 1211 | 303 | 1658 | 2417 | 68.60% | 1464 | 168 | 15 | 4 | 0 | 0 | 3 |
| 10 G 111 | 0 | 1 | 0 | 1 | 10 | 10.00% | 1 | 0 | 0 | 0 | 0 | 0 | 0 |
| 10 BSISD | 0 | 5 | 3 | 8 | 11 | 72.73% | 6 | 1 | 1 | 0 | 0 | 0 | 0 |
| 11 | 12 | 132 | 41 | 185 | 280 | 66.07% | 153 | 28 | 3 | 0 | 0 | 0 | 1 |
| 11 GL | 5 | 16 | 7 | 28 | 42 | 66.67% | 4 | 23 | 0 | 0 | 0 | 0 | 0 |
| 11 BSISD | 19 | 217 | 49 | 285 | 411 | 69.34% | 233 | 46 | 5 | 0 | 0 | 0 | 0 |
| 12 | 57 | 568 | 108 | 733 | 996 | 73.59% | 654 | 76 | 2 | 0 | 0 | 0 | 0 |
| 12 G 311 | 1 | 19 | 0 | 20 | 29 | 68.97% | 18 | 2 | 0 | 0 | 0 | 0 | 0 |
| 13 | 52 | 484 | 124 | 660 | 968 | 68.18% | 505 | 140 | 7 | 0 | 0 | 0 | 1 |
| 14 | 50 | 239 | 88 | 377 | 502 | 75.10% | 309 | 64 | 3 | 1 | 0 | 0 | 0 |
| 15 | 94 | 937 | 231 | 1262 | 1832 | 68.89% | 1141 | 105 | 14 | 0 | 0 | 0 | 0 |
| 15 BSISD | 9 | 94 | 18 | 121 | 173 | 69.94% | 112 | 9 | 0 | 0 | 0 | 0 | 0 |
| 16 | 13 | 168 | 57 | 238 | 317 | 75.08% | 175 | 62 | 1 | 0 | 0 | 0 | 0 |
| 16 GL | 97 | 588 | 135 | 820 | 1370 | 59.85% | 624 | 181 | 6 | 2 | 0 | 0 | 0 |
| 16 BSISD | 0 | 5 | 5 | 10 | 16 | 62.50% | 10 | 0 | 0 | 0 | 0 | 0 | 0 |
| 17 | 4 | 32 | 30 | 66 | 138 | 47.83% | 48 | 18 | 0 | 0 | 0 | 0 | 0 |
| 17 G 111 | 43 | 214 | 16 | 273 | 521 | 52.40% | 153 | 116 | 2 | 0 | 0 | 0 | 0 |
| 17 G 211 | 47 | 386 | 46 | 479 | 818 | 58.56% | 347 | 126 | 5 | 1 | 0 | 0 | 0 |
| 17 G 311 | 51 | 456 | 50 | 557 | 841 | 66.23% | 446 | 101 | 9 | 0 | 0 | 0 | 0 |
| 17 G 411 | 3 | 42 | 8 | 53 | 109 | 48.62% | 44 | 8 | 1 | 0 | 0 | 0 | 0 |



Continued


**November 3, 2020 Canvass — Total Voters — Official
Upshur County, Texas — 2020 GENERAL ELECTION — November 03, 2020**

Total Number of Voters : 18,978 of 28,729 = 66.06%

Precincts Reporting 49 of 49 = 100.00%

President and Vice President

| Precinct | Absentee Ballots Cast | Early Ballots Cast | Election Ballots Cast | Total Ballots Cast | Registered Voters | Percent Turnout | REP Donald J. Trump/Michael R. Pence | DEM Joseph R. Biden/Kamala D. Harris | LIB Jo Jorgensen/Jerem y "Spike" Cohen | GRN Howie Hawkins/Angela Walker | Brian Carroll/Amar Patel | Gloria La Riva/Leonard Peltier | UnCertified |
|---------------|-----------------------|--------------------|-----------------------|--------------------|-------------------|-----------------|---|---|---|--|--------------------------------|--------------------------------------|-------------|
| 18 | 0 | 4 | 4 | 8 | 15 | 53.33% | 5 | 3 | 0 | 0 | 0 | 0 | 0 |
| 18 G 111 | 7 | 34 | 1 | 42 | 81 | 51.85% | 15 | 25 | 1 | 0 | 0 | 0 | 0 |
| 18 G 211 | 6 | 3 | 1 | 10 | 15 | 66.67% | 3 | 7 | 0 | 0 | 0 | 0 | 0 |
| 18 G 411 | 39 | 266 | 42 | 347 | 596 | 58.22% | 249 | 93 | 2 | 0 | 1 | 1 | 0 |
| 19 | 0 | 3 | 0 | 3 | 4 | 75.00% | 3 | 0 | 0 | 0 | 0 | 0 | 0 |
| 19 G 111 | 3 | 1 | 0 | 4 | 7 | 57.14% | 1 | 3 | 0 | 0 | 0 | 0 | 0 |
| 20 | 3 | 56 | 3 | 62 | 85 | 72.94% | 58 | 3 | 0 | 0 | 0 | 0 | 1 |
| 20 G 111 | 3 | 40 | 6 | 49 | 74 | 66.22% | 42 | 7 | 0 | 0 | 0 | 0 | 0 |
| 21 | 0 | 0 | 0 | 0 | 0 | 00.00% | 0 | 0 | 0 | 0 | 0 | 0 | 0 |
| Totals | 1490 | 13932 | 3556 | 18978 | 28729 | | 15809 | 2877 | 179 | 22 | 3 | 1 | 27 |



Lory Harle, Elections Administrator, do hereby certify that the returns as shown on the official canvass report are true and correct.

Lory Harle

Lory Harle

11/10/2020

Date

**November 3, 2020 Canvass — Total Voters — Official
Upshur County, Texas — 2020 GENERAL ELECTION — November 03, 2020**

Total Number of Voters : 18,978 of 28,729 = 66.06%

11/06/2020 12:39 PM


Reporting 49 of 49 = 100.00%

| President and Vice President | | | | | | | | | |
|------------------------------|-----------------------|--------------------|-----------------------|--------------------|-------------------|-----------------|----------------------|--------|--|
| Precinct | Absentee Ballots Cast | Early Ballots Cast | Election Ballots Cast | Total Ballots Cast | Registered Voters | Percent Turnout | Todd Cella/Tim Cella | Totals | |
| 1 | 114 | 1006 | 461 | 1581 | 1874 | 84.36% | 0 | 1578 | |
| 1 NDISD | 2 | 9 | 3 | 14 | 22 | 63.64% | 0 | 14 | |
| 2 | 115 | 1523 | 66 | 1704 | 2923 | 58.30% | 0 | 1699 | |
| 2 GL | 3 | 37 | 5 | 45 | 81 | 55.56% | 0 | 44 | |
| 3 | 53 | 817 | 214 | 1084 | 1617 | 67.04% | 0 | 1079 | |
| 4 | 0 | 22 | 9 | 31 | 51 | 60.78% | 0 | 31 | |
| 4 NDISD | 48 | 587 | 211 | 846 | 1252 | 67.57% | 0 | 842 | |
| 5 | 23 | 360 | 42 | 425 | 650 | 65.38% | 1 | 423 | |
| 5 NDISD | 7 | 35 | 9 | 51 | 88 | 57.95% | 0 | 51 | |
| 5 ESD | 4 | 28 | 0 | 32 | 48 | 66.67% | 0 | 31 | |
| 6 NDISD | 46 | 760 | 249 | 1055 | 1451 | 72.71% | 0 | 1053 | |
| 7 | 0 | 5 | 107 | 112 | 172 | 65.12% | 0 | 112 | |
| 7 NDISD | 16 | 283 | 40 | 339 | 532 | 63.72% | 0 | 339 | |
| 7 OC | 27 | 212 | 286 | 525 | 664 | 79.07% | 0 | 522 | |
| 7 ESD | 105 | 595 | 33 | 733 | 1455 | 50.38% | 0 | 731 | |
| 8 | 38 | 396 | 101 | 535 | 780 | 68.59% | 0 | 529 | |
| 8 ESD | 14 | 128 | 5 | 147 | 253 | 58.10% | 0 | 147 | |
| 9 | 11 | 52 | 10 | 73 | 95 | 76.84% | 0 | 73 | |
| 9 BS | 39 | 281 | 136 | 456 | 793 | 57.50% | 0 | 456 | |
| 9 BSISD | 63 | 575 | 193 | 831 | 1250 | 66.48% | 0 | 829 | |
| 10 | 144 | 1211 | 303 | 1658 | 2417 | 68.60% | 0 | 1654 | |
| 10 G 111 | 0 | 1 | 0 | 1 | 10 | 10.00% | 0 | 1 | |
| 10 BSISD | 0 | 5 | 3 | 8 | 11 | 72.73% | 0 | 8 | |
| 11 | 12 | 132 | 41 | 185 | 280 | 66.07% | 0 | 185 | |
| 11 GL | 5 | 16 | 7 | 28 | 42 | 66.67% | 0 | 27 | |
| 11 BSISD | 19 | 217 | 49 | 285 | 411 | 69.34% | 0 | 284 | |
| 12 | 57 | 568 | 108 | 733 | 996 | 73.59% | 0 | 732 | |
| 12 G 311 | 1 | 19 | 0 | 20 | 29 | 68.97% | 0 | 20 | |
| 13 | 52 | 484 | 124 | 660 | 968 | 68.18% | 0 | 653 | |
| 14 | 50 | 239 | 88 | 377 | 502 | 75.10% | 0 | 377 | |
| 15 | 94 | 937 | 231 | 1262 | 1832 | 68.89% | 0 | 1261 | |
| 15 BSISD | 9 | 94 | 18 | 121 | 173 | 69.94% | 0 | 121 | |
| 16 | 13 | 168 | 57 | 238 | 317 | 75.08% | 0 | 238 | |
| 16 GL | 97 | 588 | 135 | 820 | 1370 | 59.85% | 0 | 816 | |
| 16 BSISD | 0 | 5 | 5 | 10 | 16 | 62.50% | 0 | 10 | |
| 17 | 4 | 32 | 30 | 66 | 138 | 47.83% | 0 | 66 | |
| 17 G 111 | 43 | 214 | 16 | 273 | 521 | 52.40% | 0 | 271 | |
| 17 G 211 | 47 | 386 | 46 | 479 | 818 | 58.56% | 0 | 479 | |
| 17 G 311 | 51 | 456 | 50 | 557 | 841 | 66.23% | 0 | 557 | |
| 17 G 411 | 3 | 42 | 8 | 53 | 109 | 48.62% | 0 | 53 | |

I, Lory Harle, Elections Administrator, do hereby certify that the returns as shown on the official canvass report are true and correct.

11/10/2020

Lory Harle



Lory Harle


**November 3, 2020 Canvass — Total Voters — Official
Upshur County, Texas — 2020 GENERAL ELECTION — November 03, 2020**

Total Number of Voters : 18,978 of 28,729 = 66.06%

Precincts Reporting 49 of 49 = 100.00%

President and Vice President

| Precinct | Absentee Ballots Cast | Early Ballots Cast | Election Ballots Cast | Total Ballots Cast | Registered Voters | Percent Turnout | Todd Cella/Tim Cella | Totals |
|---------------|-----------------------|--------------------|-----------------------|--------------------|-------------------|-----------------|----------------------|--------------|
| 18 | 0 | 4 | 4 | 8 | 15 | 53.33% | 0 | 8 |
| 18 G 111 | 7 | 34 | 1 | 42 | 81 | 51.85% | 0 | 41 |
| 18 G 211 | 6 | 3 | 1 | 10 | 15 | 66.67% | 0 | 10 |
| 18 G 411 | 39 | 266 | 42 | 347 | 596 | 58.22% | 0 | 346 |
| 19 | 0 | 3 | 0 | 3 | 4 | 75.00% | 0 | 3 |
| 19 G 111 | 3 | 1 | 0 | 4 | 7 | 57.14% | 0 | 4 |
| 20 | 3 | 56 | 3 | 62 | 85 | 72.94% | 0 | 62 |
| 20 G 111 | 3 | 40 | 6 | 49 | 74 | 66.22% | 0 | 49 |
| 21 | 0 | 0 | 0 | 0 | 0 | 00.00% | 0 | 0 |
| Totals | 1490 | 13932 | 3556 | 18978 | 28729 | | 1 | 18919 |



Lory Harle, Elections Administrator, do hereby certify that the returns as shown on the official canvass report are true and correct.

Lory Harle
Lory Harle

11/10/2020
Date

November 3, 2020 Canvass — Total Voters — Official

Upshur County, Texas — 2020 GENERAL ELECTION — November 03, 2020

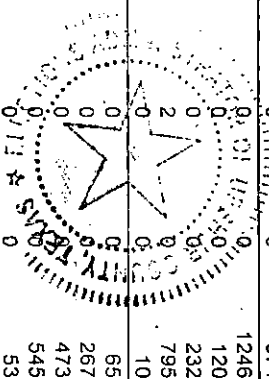
Page 5 of 44

Total Number of Voters : 18,978 of 28,729 = 66.06%

11/06/2020 12:39 PM
Precincts Reporting 49 of 49 = 100.00%

United States Senator

| Precinct | Absentee Ballots Cast | Early Ballots Cast | Election Ballots Cast | Total Ballots Cast | Registered Voters | Percent Turnout | REP John Cornyn | DEM Mary "MJ" Hegar | LIB Kerry Douglas McKennon | GRN David B. Collins | Ricardo Turullois-Bonilla | UnCertified | Totals |
|------------|-----------------------|--------------------|-----------------------|--------------------|-------------------|-----------------|--------------------|------------------------|-------------------------------|-------------------------|---------------------------|-------------|--------|
| 1 1NDISD | 114 | 1006 | 461 | 1581 | 1874 | 84.36% | 1316 | 213 | 26 | 3 | 0 | 0 | 1558 |
| 2 | 2 | 9 | 3 | 14 | 22 | 63.64% | 6 | 7 | 1 | 0 | 0 | 0 | 14 |
| 15 2GL | 115 | 1523 | 66 | 1704 | 2923 | 58.30% | 1518 | 125 | 26 | 2 | 0 | 0 | 1671 |
| 3 | 3 | 37 | 5 | 45 | 81 | 55.56% | 35 | 6 | 2 | 0 | 0 | 0 | 43 |
| 4 | 53 | 817 | 214 | 1084 | 1617 | 67.04% | 923 | 133 | 9 | 2 | 0 | 1 | 1068 |
| 5 4NDISD | 0 | 22 | 9 | 31 | 51 | 60.78% | 23 | 6 | 2 | 0 | 0 | 0 | 31 |
| 6 5NDISD | 48 | 587 | 211 | 846 | 1252 | 67.57% | 689 | 126 | 15 | 1 | 1 | 0 | 832 |
| 7 6NDISD | 23 | 360 | 42 | 425 | 650 | 65.38% | 345 | 71 | 5 | 1 | 0 | 0 | 422 |
| 8 7NDISD | 7 | 35 | 9 | 51 | 88 | 57.95% | 24 | 24 | 2 | 0 | 0 | 0 | 50 |
| 9 7ESD | 4 | 28 | 0 | 32 | 48 | 66.67% | 23 | 8 | 0 | 0 | 0 | 0 | 31 |
| 10 | 46 | 760 | 249 | 1055 | 1451 | 72.71% | 875 | 147 | 19 | 3 | 0 | 0 | 1044 |
| 11 10G 111 | 0 | 5 | 107 | 112 | 172 | 65.12% | 93 | 13 | 4 | 0 | 0 | 0 | 110 |
| 12 10BSISD | 16 | 283 | 40 | 339 | 532 | 63.72% | 299 | 30 | 7 | 1 | 0 | 0 | 337 |
| 13 7OC | 27 | 212 | 286 | 525 | 664 | 79.07% | 409 | 90 | 9 | 2 | 0 | 1 | 511 |
| 14 7ESD | 105 | 595 | 33 | 733 | 1455 | 50.38% | 577 | 125 | 14 | 2 | 0 | 0 | 718 |
| 15 8ESD | 38 | 396 | 101 | 535 | 780 | 68.59% | 424 | 90 | 6 | 0 | 0 | 0 | 520 |
| 16 9 | 14 | 128 | 5 | 147 | 253 | 58.10% | 121 | 23 | 1 | 0 | 0 | 0 | 145 |
| 17 9BS | 11 | 52 | 10 | 73 | 95 | 76.84% | 62 | 7 | 4 | 0 | 0 | 0 | 73 |
| 18 9BSISD | 39 | 281 | 136 | 456 | 793 | 57.50% | 342 | 91 | 11 | 5 | 0 | 0 | 449 |
| 19 10G 111 | 63 | 575 | 193 | 831 | 1250 | 66.48% | 679 | 123 | 8 | 3 | 0 | 0 | 813 |
| 20 10BSISD | 144 | 1211 | 303 | 1658 | 2417 | 68.60% | 1429 | 165 | 28 | 10 | 0 | 0 | 1632 |
| 21 10G 111 | 0 | 1 | 0 | 1 | 10 | 10.00% | 1 | 0 | 0 | 0 | 0 | 0 | 1 |
| 22 10BSISD | 0 | 5 | 3 | 8 | 11 | 72.73% | 5 | 1 | 0 | 0 | 0 | 0 | 8 |
| 23 12G 311 | 12 | 132 | 41 | 185 | 280 | 66.07% | 150 | 27 | 4 | 0 | 0 | 0 | 181 |
| 24 11GL | 5 | 16 | 7 | 28 | 42 | 66.67% | 4 | 23 | 0 | 1 | 0 | 0 | 28 |
| 25 11BSISD | 19 | 217 | 49 | 285 | 411 | 69.34% | 229 | 46 | 5 | 0 | 0 | 0 | 280 |
| 26 12 | 57 | 568 | 108 | 733 | 996 | 73.59% | 639 | 77 | 9 | 0 | 0 | 0 | 725 |
| 27 12G 311 | 1 | 19 | 0 | 20 | 29 | 68.97% | 17 | 2 | 0 | 0 | 0 | 0 | 19 |
| 28 13 | 52 | 484 | 124 | 660 | 968 | 68.18% | 505 | 139 | 8 | 1 | 0 | 0 | 654 |
| 29 14 | 50 | 239 | 88 | 377 | 502 | 75.10% | 308 | 57 | 7 | 2 | 0 | 0 | 374 |
| 30 15 | 94 | 937 | 231 | 1262 | 1832 | 68.89% | 1117 | 100 | 28 | 1 | 0 | 0 | 1246 |
| 31 15BSISD | 9 | 94 | 18 | 121 | 173 | 69.94% | 109 | 10 | 0 | 1 | 0 | 0 | 120 |
| 32 16 | 13 | 168 | 57 | 238 | 317 | 75.08% | 176 | 54 | 2 | 0 | 0 | 0 | 232 |
| 33 16GL | 97 | 588 | 135 | 820 | 1370 | 59.85% | 611 | 161 | 18 | 3 | 0 | 0 | 795 |
| 34 16BSISD | 0 | 5 | 5 | 10 | 16 | 62.50% | 10 | 0 | 0 | 0 | 0 | 0 | 10 |
| 35 17 | 4 | 32 | 30 | 66 | 138 | 47.83% | 47 | 16 | 1 | 1 | 0 | 0 | 65 |
| 36 17G 111 | 43 | 214 | 16 | 273 | 521 | 52.40% | 148 | 113 | 2 | 4 | 0 | 0 | 267 |
| 37 17G 211 | 47 | 386 | 46 | 479 | 818 | 58.56% | 344 | 122 | 6 | 1 | 0 | 0 | 473 |
| 38 17G 311 | 51 | 456 | 50 | 557 | 841 | 66.23% | 435 | 96 | 13 | 1 | 0 | 0 | 545 |
| 39 17G 411 | 3 | 42 | 8 | 53 | 109 | 48.62% | 44 | 7 | 2 | 0 | 0 | 0 | 53 |




**November 3, 2020 Canvass — Total Voters — Official
Upshur County, Texas — 2020 GENERAL ELECTION — November 03, 2020**

Total Number of Voters : 18,978 of 28,729 = 66.06%

Precincts Reporting 49 of 49 = 100.00%

United States Senator

| Precinct | Absentee Ballots Cast | Early Ballots Cast | Election Ballots Cast | Total Ballots Cast | Registered Voters | Percent Turnout | REP John Cornyn | DEM Mary "MJ" Hegar | LIB Kerry Douglas McKennon | GRN David B. Collins | Ricardo Turullois-Bonilla | UnCertified | Totals |
|---------------|-----------------------|--------------------|-----------------------|--------------------|-------------------|-----------------|--------------------|------------------------|-------------------------------|-------------------------|---------------------------|-------------|--------------|
| 18 | 0 | 4 | 4 | 8 | 15 | 53.33% | 4 | 3 | 1 | 0 | 0 | 0 | 8 |
| 18 G 111 | 7 | 34 | 1 | 42 | 81 | 51.85% | 16 | 24 | 1 | 0 | 0 | 0 | 41 |
| 18 G 211 | 6 | 3 | 1 | 10 | 15 | 66.67% | 4 | 6 | 0 | 0 | 0 | 0 | 10 |
| 18 G 411 | 39 | 266 | 42 | 347 | 596 | 58.22% | 232 | 85 | 10 | 3 | 0 | 0 | 330 |
| 19 | 0 | 3 | 0 | 3 | 4 | 75.00% | 3 | 0 | 0 | 0 | 0 | 0 | 3 |
| 19 G 111 | 3 | 1 | 0 | 4 | 7 | 57.14% | 1 | 3 | 0 | 0 | 0 | 0 | 4 |
| 20 | 3 | 56 | 3 | 62 | 85 | 72.94% | 57 | 2 | 2 | 1 | 0 | 0 | 62 |
| 20 G 111 | 3 | 40 | 6 | 49 | 74 | 66.22% | 42 | 7 | 0 | 0 | 0 | 0 | 49 |
| 21 | 0 | 0 | 0 | 0 | 0 | 00.00% | 0 | 0 | 0 | 0 | 0 | 0 | 0 |
| Totals | 1490 | 13932 | 3556 | 18978 | 28729 | | 15470 | 2804 | 320 | 55 | 4 | 2 | 18655 |



I, Lory Harle, Elections Administrator, do hereby certify that the returns as shown on the official canvass report are true and correct.

Lory Harle

Lory Harle

11/10/2020

Date


**November 3, 2020 Canvass — Total Voters — Official
Upshur County, Texas — 2020 GENERAL ELECTION — November 03, 2020**

Total Number of Voters : 18,978 of 28,729 = 66.06%

Precincts Reporting 49 of 49 = 100.00%

United States Representative, District 1

| Precinct | Absentee Ballots Cast | Early Ballots Cast | Election Ballots Cast | Total Ballots Cast | Registered Voters | Percent Turnout | REP Louie Gohmert | DEM Hank Gilbert | Totals |
|---------------|-----------------------------|--------------------------|-----------------------------|--------------------------|----------------------|--------------------|----------------------|---------------------|-------------|
| 9 | 11 | 52 | 10 | 73 | 95 | 76.84% | 57 | 10 | 67 |
| 9 BS | 39 | 281 | 136 | 456 | 793 | 57.50% | 358 | 91 | 449 |
| 9 BSISD | 63 | 575 | 193 | 831 | 1250 | 66.48% | 692 | 129 | 821 |
| 10 | 144 | 1211 | 303 | 1658 | 2417 | 68.60% | 1443 | 183 | 1626 |
| 10 G 111 | 0 | 1 | 0 | 1 | 10 | 10.00% | 1 | 0 | 1 |
| 10 BSISD | 0 | 5 | 3 | 8 | 11 | 72.73% | 6 | 2 | 8 |
| 11 | 12 | 132 | 41 | 185 | 280 | 66.07% | 150 | 27 | 177 |
| 11 GL | 5 | 16 | 7 | 28 | 42 | 66.67% | 5 | 23 | 28 |
| 11 BSISD | 19 | 217 | 49 | 285 | 411 | 69.34% | 232 | 51 | 283 |
| 17 | 4 | 32 | 30 | 66 | 138 | 47.83% | 45 | 15 | 60 |
| 17 G 111 | 43 | 214 | 16 | 273 | 521 | 52.40% | 152 | 113 | 265 |
| 17 G 211 | 47 | 386 | 46 | 479 | 818 | 58.56% | 341 | 124 | 465 |
| 17 G 311 | 51 | 456 | 50 | 557 | 841 | 66.23% | 435 | 104 | 539 |
| 17 G 411 | 3 | 42 | 8 | 53 | 109 | 48.62% | 44 | 9 | 53 |
| 18 | 0 | 4 | 4 | 8 | 15 | 53.33% | 4 | 3 | 7 |
| 18 G 111 | 7 | 34 | 1 | 42 | 81 | 51.85% | 16 | 25 | 41 |
| 18 G 211 | 6 | 3 | 1 | 10 | 15 | 66.67% | 4 | 6 | 10 |
| 18 G 411 | 39 | 266 | 42 | 347 | 596 | 58.22% | 237 | 97 | 334 |
| 19 | 0 | 3 | 0 | 3 | 4 | 75.00% | 2 | 0 | 2 |
| 19 G 111 | 3 | 1 | 0 | 4 | 7 | 57.14% | 1 | 3 | 4 |
| Totals | 496 | 3931 | 940 | 5367 | 8454 | | 4225 | 1015 | 5240 |



I, Lory Harle, Elections Administrator, do hereby certify that the returns as shown on the official canvass report are true and correct.

Lory Harle

Lory Harle

11/10/2020

Date


**November 3, 2020 Canvass — Total Voters — Official
Upshur County, Texas — 2020 GENERAL ELECTION — November 03, 2020**

Total Number of Voters : 18,978 of 28,729 = 66.06%

Precincts Reporting 49 of 49 = 100.00%

United States Representative, District 4

| Precinct | Absentee Ballots Cast | Early Ballots Cast | Election Ballots Cast | Total Ballots Cast | Registered Voters | Percent Turnout | REP Pat Fallon | DEM Russell Foster | LIB Lou Antonelli | UnCertified | Totals |
|---------------|-----------------------|--------------------|-----------------------|--------------------|-------------------|-----------------|-------------------|-----------------------|----------------------|-------------|--------------|
| 1 | 114 | 1006 | 461 | 1581 | 1874 | 84.36% | 1318 | 202 | 20 | 0 | 1540 |
| 1 NDISD | 2 | 9 | 3 | 14 | 22 | 63.64% | 5 | 9 | 0 | 0 | 14 |
| 2 | 115 | 1523 | 66 | 1704 | 2923 | 58.30% | 1513 | 113 | 19 | 0 | 1645 |
| 2 GL | 3 | 37 | 5 | 45 | 81 | 55.56% | 37 | 6 | 1 | 0 | 44 |
| 3 | 53 | 817 | 214 | 1084 | 1617 | 67.04% | 916 | 124 | 7 | 1 | 1048 |
| 4 | 0 | 21 | 9 | 30 | 51 | 58.82% | 18 | 1 | 1 | 0 | 20 |
| 4 NDISD | 48 | 587 | 211 | 846 | 1252 | 67.57% | 670 | 124 | 20 | 1 | 815 |
| 5 | 23 | 360 | 42 | 425 | 650 | 65.38% | 344 | 69 | 4 | 0 | 417 |
| 5 NDISD | 7 | 35 | 9 | 51 | 88 | 57.95% | 26 | 24 | 0 | 0 | 50 |
| 5 ESD | 4 | 28 | 0 | 32 | 48 | 66.67% | 25 | 7 | 0 | 0 | 32 |
| 6 NDISD | 46 | 760 | 249 | 1055 | 1451 | 72.71% | 874 | 139 | 22 | 0 | 1035 |
| 7 | 0 | 5 | 107 | 112 | 172 | 65.12% | 89 | 16 | 1 | 0 | 106 |
| 7 NDISD | 16 | 283 | 40 | 339 | 532 | 63.72% | 299 | 26 | 8 | 0 | 333 |
| 7 OC | 27 | 212 | 286 | 525 | 664 | 79.07% | 413 | 84 | 12 | 0 | 509 |
| 7 ESD | 105 | 595 | 33 | 733 | 1455 | 50.38% | 582 | 123 | 14 | 0 | 719 |
| 8 | 38 | 396 | 101 | 535 | 780 | 68.59% | 410 | 86 | 12 | 2 | 510 |
| 8 ESD | 14 | 128 | 5 | 147 | 253 | 58.10% | 121 | 24 | 0 | 0 | 145 |
| 12 | 57 | 568 | 108 | 733 | 996 | 73.59% | 636 | 68 | 6 | 0 | 710 |
| 12 G 311 | 1 | 19 | 0 | 20 | 29 | 68.97% | 18 | 2 | 0 | 0 | 20 |
| 13 | 52 | 484 | 124 | 660 | 968 | 68.18% | 501 | 135 | 6 | 1 | 643 |
| 14 | 50 | 239 | 88 | 377 | 502 | 75.10% | 308 | 58 | 4 | 0 | 370 |
| 15 | 94 | 937 | 231 | 1262 | 1832 | 68.89% | 1122 | 92 | 22 | 0 | 1236 |
| 15 BSISD | 9 | 94 | 18 | 121 | 173 | 69.94% | 111 | 9 | 0 | 0 | 120 |
| 16 | 13 | 168 | 57 | 238 | 317 | 75.08% | 168 | 50 | 2 | 1 | 221 |
| 16 GL | 97 | 588 | 135 | 820 | 1370 | 59.85% | 601 | 165 | 21 | 0 | 787 |
| 16 BSISD | 0 | 5 | 5 | 10 | 16 | 62.50% | 9 | 0 | 0 | 0 | 9 |
| 20 | 3 | 56 | 3 | 62 | 85 | 72.94% | 57 | 3 | 2 | 0 | 62 |
| 20 G 111 | 3 | 40 | 6 | 49 | 74 | 66.22% | 42 | 6 | 0 | 0 | 48 |
| 21 | 0 | 0 | 0 | 0 | 0 | 00.00% | 0 | 0 | 0 | 0 | 0 |
| Totals | 994 | 10000 | 2616 | 13610 | 20275 | | 11233 | 1765 | 204 | 6 | 13208 |



I, Lory Harle, Elections Administrator, do hereby certify that the returns as shown on the official canvass report are true and correct.

Lory Harle
Lory Harle

11/10/2020
Date

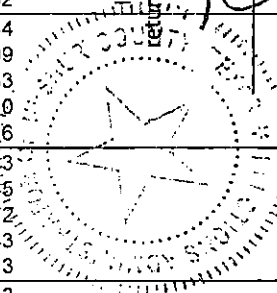
**November 3, 2020 Canvass — Total Voters — Official
Upshur County, Texas — 2020 GENERAL ELECTION — November 03, 2020**

Total Number of Voters : 18,978 of 28,729 = 66.06%

11/06/2020 12:39 PM
Precincts Reporting 49 of 49 100.00%

Railroad Commissioner

| Precinct | Absentee Ballots Cast | Early Ballots Cast | Election Ballots Cast | Total Ballots Cast | Registered Voters | Percent Turnout | REP James "Jim" Wright | DEM Chrysta Castañeda | LIB Matt Sterett | GRN Katja "Kat" Gruene | Totals |
|----------|-----------------------|--------------------|-----------------------|--------------------|-------------------|-----------------|------------------------|-----------------------|------------------|------------------------|--------|
| 1 | 114 | 1006 | 461 | 1581 | 1874 | 84.36% | 1318 | 205 | 20 | 9 | 1552 |
| 1 NDISD | 2 | 9 | 3 | 14 | 22 | 63.64% | 5 | 9 | 0 | 0 | 14 |
| 2 | 115 | 1523 | 66 | 1704 | 2923 | 58.30% | 1531 | 102 | 23 | 4 | 1660 |
| 2 GL | 3 | 37 | 5 | 45 | 81 | 55.56% | 36 | 6 | 2 | 0 | 44 |
| 3 | 53 | 814 | 214 | 1081 | 1617 | 66.85% | 911 | 128 | 13 | 1 | 1053 |
| 4 | 0 | 22 | 9 | 31 | 51 | 60.78% | 24 | 4 | 1 | 0 | 29 |
| 4 NDISD | 48 | 587 | 211 | 846 | 1252 | 67.57% | 675 | 120 | 17 | 5 | 817 |
| 5 | 23 | 360 | 42 | 425 | 650 | 65.38% | 345 | 69 | 3 | 2 | 419 |
| 5 NDISD | 7 | 35 | 9 | 51 | 88 | 57.95% | 26 | 23 | 0 | 1 | 50 |
| 5 ESD | 4 | 28 | 0 | 32 | 48 | 66.67% | 26 | 6 | 0 | 0 | 32 |
| 6 NDISD | 46 | 760 | 249 | 1055 | 1451 | 72.71% | 879 | 141 | 20 | 4 | 1044 |
| 7 | 0 | 5 | 107 | 112 | 172 | 65.12% | 91 | 14 | 3 | 1 | 109 |
| 7 NDISD | 16 | 283 | 40 | 339 | 532 | 63.72% | 298 | 26 | 8 | 1 | 333 |
| 7 OC | 27 | 212 | 286 | 525 | 664 | 79.07% | 421 | 73 | 13 | 3 | 510 |
| 7 ESD | 105 | 595 | 33 | 733 | 1455 | 50.38% | 586 | 119 | 8 | 3 | 716 |
| 8 | 38 | 396 | 101 | 535 | 780 | 68.59% | 424 | 78 | 10 | 1 | 513 |
| 8 ESD | 14 | 128 | 5 | 147 | 253 | 58.10% | 123 | 22 | 0 | 0 | 145 |
| 9 | 11 | 52 | 10 | 73 | 95 | 76.84% | 60 | 6 | 6 | 0 | 72 |
| 9 BS | 39 | 281 | 136 | 456 | 793 | 57.50% | 341 | 82 | 11 | 9 | 443 |
| 9 BSISD | 63 | 575 | 193 | 831 | 1250 | 66.48% | 674 | 114 | 23 | 2 | 813 |
| 10 | 144 | 1211 | 303 | 1658 | 2417 | 68.60% | 1424 | 149 | 28 | 12 | 1613 |
| 10 G 111 | 0 | 1 | 0 | 1 | 10 | 10.00% | 1 | 0 | 0 | 0 | 1 |
| 10 BSISD | 0 | 5 | 3 | 8 | 11 | 72.73% | 5 | 1 | 2 | 0 | 8 |
| 11 | 12 | 132 | 41 | 185 | 280 | 66.07% | 150 | 23 | 6 | 1 | 180 |
| 11 GL | 5 | 16 | 7 | 28 | 42 | 66.67% | 4 | 22 | 1 | 0 | 27 |
| 11 BSISD | 19 | 217 | 49 | 285 | 411 | 69.34% | 228 | 44 | 8 | 1 | 281 |
| 12 | 57 | 568 | 108 | 733 | 996 | 73.59% | 643 | 66 | 9 | 1 | 719 |
| 12 G 311 | 1 | 19 | 0 | 20 | 29 | 68.97% | 18 | 2 | 0 | 0 | 20 |
| 13 | 52 | 484 | 124 | 660 | 968 | 68.18% | 508 | 132 | 8 | 2 | 650 |
| 14 | 50 | 239 | 88 | 377 | 502 | 75.10% | 310 | 54 | 6 | 0 | 370 |
| 15 | 94 | 937 | 231 | 1262 | 1832 | 68.89% | 1129 | 87 | 22 | 5 | 1243 |
| 15 BSISD | 9 | 94 | 18 | 121 | 173 | 69.94% | 108 | 8 | 2 | 1 | 119 |
| 16 | 13 | 168 | 57 | 238 | 317 | 75.08% | 173 | 54 | 3 | 0 | 230 |
| 16 GL | 97 | 588 | 135 | 820 | 1370 | 59.85% | 603 | 162 | 14 | 2 | 781 |
| 16 BSISD | 0 | 5 | 5 | 10 | 16 | 62.50% | 9 | 0 | 0 | 0 | 9 |
| 17 | 4 | 32 | 30 | 66 | 138 | 47.83% | 44 | 13 | 5 | 0 | 62 |
| 17 G 111 | 43 | 214 | 16 | 273 | 521 | 52.40% | 144 | 114 | 6 | 0 | 264 |
| 17 G 211 | 47 | 386 | 46 | 479 | 818 | 58.56% | 339 | 110 | 10 | 1 | 460 |
| 17 G 311 | 51 | 456 | 50 | 557 | 841 | 66.23% | 422 | 86 | 19 | 2 | 529 |
| 17 G 411 | 3 | 42 | 8 | 53 | 109 | 48.62% | 43 | 7 | 1 | 2 | 53 |



I, Lory Harle, Elections Administrator, do hereby certify that the returns as shown on the official canvass report are true and correct.

11/06/20
Lory Harle


November 3, 2020 Canvass — Total Voters — Official
 Upshur County, Texas — 2020 GENERAL ELECTION — November 03, 2020

Total Number of Voters : 18,978 of 28,729 = 66.06%

Precincts Reporting 49 of 49 = 100.00%

Railroad Commissioner

| Precinct | Absentee Ballots Cast | Early Ballots Cast | Election Ballots Cast | Total Ballots Cast | Registered Voters | Percent Turnout | REP James "Jim" Wright | DEM Chrysta Castañeda | LIB Matt Sterett | GRN Katija "Kat" Gruene | Totals |
|----------|-----------------------|--------------------|-----------------------|--------------------|-------------------|-----------------|------------------------|-----------------------|------------------|-------------------------|--------|
| 18 | 0 | 4 | 4 | 8 | 15 | 53.33% | 4 | 3 | 1 | 0 | 8 |
| 18 G 111 | 7 | 34 | 1 | 42 | 81 | 51.85% | 15 | 26 | 0 | 0 | 41 |
| 18 G 211 | 6 | 3 | 1 | 10 | 15 | 66.67% | 4 | 6 | 0 | 0 | 10 |
| 18 G 411 | 39 | 266 | 42 | 347 | 596 | 58.22% | 231 | 81 | 12 | 3 | 327 |
| 19 | 0 | 3 | 0 | 3 | 4 | 75.00% | 3 | 0 | 0 | 0 | 3 |
| 19 G 111 | 3 | 1 | 0 | 4 | 7 | 57.14% | 1 | 3 | 0 | 0 | 4 |
| 20 | 3 | 56 | 3 | 62 | 85 | 72.94% | 56 | 3 | 2 | 0 | 61 |
| 20 G 111 | 3 | 40 | 6 | 49 | 74 | 66.22% | 42 | 5 | 0 | 0 | 47 |
| 21 | 0 | 0 | 0 | 0 | 0 | 00.00% | 0 | 0 | 0 | 0 | 0 |
| Totals | 1490 | 13929 | 3556 | 18975 | 28729 | | 15455 | 2608 | 346 | 79 | 18488 |



I, Lory Harle, Elections Administrator, do hereby certify that the returns as shown on the official canvass report are true and correct.

Lory Harle

Lory Harle

11/10/2020

Date

**November 3, 2020 Canvass — Total Voters — Official
Upshur County, Texas — 2020 GENERAL ELECTION — November 03, 2020**

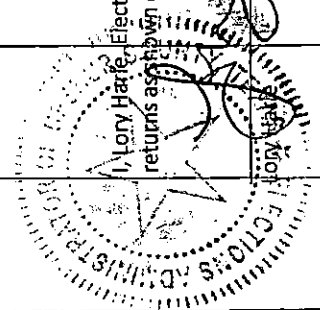
Total Number of Voters : 18,978 of 28,729 = 66.06%

Precincts Reporting 49 of 49 = 100.00%

Chief Justice, Supreme Court

| Precinct | Absentee Ballots Cast | Early Ballots Cast | Election Ballots Cast | Total Ballots Cast | Registered Voters | Percent Turnout | REP Nathan Hecht | DEM Amy Clark Meachum | LIB Mark Ash | Totals |
|----------|-----------------------|--------------------|-----------------------|--------------------|-------------------|-----------------|---------------------|--------------------------|-----------------|--------|
| 1 | 114 | 1006 | 461 | 1581 | 1874 | 84.36% | 1318 | 206 | 24 | 1548 |
| 1 NDISD | 2 | 9 | 3 | 14 | 22 | 63.64% | 5 | 9 | 0 | 14 |
| 2 | 115 | 1523 | 66 | 1704 | 2923 | 58.30% | 1524 | 110 | 25 | 1659 |
| 2 GL | 3 | 37 | 5 | 45 | 81 | 55.56% | 37 | 5 | 2 | 44 |
| 3 | 53 | 817 | 214 | 1084 | 1617 | 67.04% | 918 | 130 | 11 | 1059 |
| 4 | 0 | 21 | 9 | 30 | 51 | 58.82% | 23 | 4 | 1 | 28 |
| 4 NDISD | 48 | 587 | 211 | 846 | 1252 | 67.57% | 663 | 127 | 26 | 816 |
| 5 | 23 | 360 | 42 | 425 | 650 | 65.38% | 343 | 71 | 5 | 419 |
| 5 NDISD | 7 | 35 | 9 | 51 | 88 | 57.95% | 25 | 24 | 1 | 50 |
| 5 ESD | 4 | 28 | 0 | 32 | 48 | 66.67% | 24 | 7 | 0 | 31 |
| 6 NDISD | 46 | 760 | 249 | 1055 | 1451 | 72.71% | 871 | 157 | 16 | 1044 |
| 7 | 0 | 5 | 107 | 112 | 172 | 65.12% | 90 | 16 | 3 | 109 |
| 7 NDISD | 16 | 283 | 40 | 339 | 532 | 63.72% | 301 | 28 | 4 | 333 |
| 7 OC | 27 | 212 | 286 | 525 | 664 | 79.07% | 416 | 84 | 9 | 509 |
| 7 ESD | 105 | 595 | 33 | 733 | 1455 | 50.38% | 580 | 124 | 10 | 714 |
| 8 | 38 | 396 | 101 | 535 | 780 | 68.59% | 421 | 80 | 11 | 512 |
| 8 ESD | 14 | 128 | 5 | 147 | 253 | 58.10% | 118 | 23 | 1 | 142 |
| 9 | 11 | 52 | 10 | 73 | 95 | 76.84% | 60 | 6 | 6 | 72 |
| 9 BS | 39 | 281 | 136 | 456 | 793 | 57.50% | 338 | 93 | 14 | 445 |
| 9 BSISD | 63 | 575 | 193 | 831 | 1250 | 66.48% | 674 | 121 | 16 | 811 |
| 10 | 144 | 1211 | 303 | 1658 | 2417 | 68.50% | 1415 | 171 | 33 | 1619 |
| 10 G 111 | 0 | 1 | 0 | 1 | 10 | 10.00% | 1 | 0 | 0 | 1 |
| 10 BSISD | 0 | 5 | 3 | 8 | 11 | 72.73% | 5 | 1 | 2 | 8 |
| 11 | 12 | 132 | 41 | 185 | 280 | 66.07% | 150 | 27 | 3 | 180 |
| 11 GL | 5 | 16 | 7 | 28 | 42 | 66.67% | 3 | 23 | 0 | 26 |
| 11 BSISD | 19 | 217 | 49 | 285 | 411 | 69.34% | 227 | 44 | 10 | 281 |
| 12 | 57 | 568 | 108 | 733 | 996 | 73.59% | 637 | 75 | 9 | 721 |
| 12 G 311 | 1 | 19 | 0 | 20 | 29 | 68.97% | 18 | 2 | 0 | 20 |
| 13 | 52 | 484 | 124 | 660 | 968 | 68.18% | 491 | 144 | 8 | 643 |
| 14 | 50 | 239 | 88 | 377 | 502 | 75.10% | 301 | 62 | 7 | 370 |
| 15 | 94 | 937 | 231 | 1262 | 1832 | 68.89% | 1120 | 97 | 29 | 1246 |
| 15 BSISD | 9 | 94 | 18 | 121 | 173 | 69.94% | 111 | 10 | 0 | 121 |
| 16 | 13 | 168 | 57 | 238 | 317 | 75.08% | 171 | 56 | 3 | 230 |
| 16 GL | 97 | 588 | 135 | 820 | 1370 | 59.85% | 597 | 170 | 20 | 787 |
| 16 BSISD | 0 | 5 | 5 | 10 | 16 | 62.50% | 9 | 0 | 0 | 9 |
| 17 | 4 | 32 | 30 | 66 | 138 | 47.83% | 47 | 14 | 2 | 63 |
| 17 G 111 | 43 | 214 | 16 | 273 | 521 | 52.40% | 145 | 116 | 4 | 265 |
| 17 G 211 | 47 | 386 | 46 | 479 | 818 | 58.56% | 328 | 125 | 10 | 463 |
| 17 G 311 | 51 | 456 | 50 | 557 | 841 | 66.23% | 416 | 101 | 14 | 531 |
| 17 G 411 | 3 | 42 | 8 | 53 | 109 | 48.62% | 43 | 8 | 1 | 52 |

I, Lory Harle, Elections Administrator, do hereby certify that the returns as shown on the official canvass report are true and correct.



Lory Harle
Date 11/06/2020

November 3, 2020 Canvass — Total Voters — Official
 Upshur County, Texas — 2020 GENERAL ELECTION — November 03, 2020


Total Number of Voters : 18,978 of 28,729 = 66.06%

Precincts Reporting 49 of 49 = 100.00%

Chief Justice, Supreme Court

| Precinct | Absentee Ballots Cast | Early Ballots Cast | Election Ballots Cast | Total Ballots Cast | Registered Voters | Percent Turnout | REP Nathan Hecht | DEM Amy Clark Meachum | LIB Mark Ash | Totals |
|---------------|-----------------------------|--------------------------|-----------------------------|--------------------------|----------------------|--------------------|---------------------|-----------------------------|-----------------|--------------|
| 18 | 0 | 4 | 4 | 8 | 15 | 53.33% | 4 | 3 | 1 | 8 |
| 18 G 111 | 7 | 34 | 1 | 42 | 81 | 51.85% | 15 | 27 | 0 | 42 |
| 18 G 211 | 6 | 3 | 1 | 10 | 15 | 66.67% | 3 | 7 | 0 | 10 |
| 18 G 411 | 39 | 266 | 42 | 347 | 596 | 58.22% | 229 | 90 | 9 | 328 |
| 19 | 0 | 3 | 0 | 3 | 4 | 75.00% | 3 | 0 | 0 | 3 |
| 19 G 111 | 3 | 1 | 0 | 4 | 7 | 57.14% | 1 | 3 | 0 | 4 |
| 20 | 3 | 56 | 3 | 62 | 85 | 72.94% | 57 | 3 | 2 | 62 |
| 20 G 111 | 3 | 40 | 6 | 49 | 74 | 66.22% | 42 | 6 | 0 | 48 |
| 21 | 0 | 0 | 0 | 0 | 0 | 00.00% | 0 | 0 | 0 | 0 |
| Totals | 1490 | 13931 | 3556 | 18977 | 28729 | | 15338 | 2810 | 352 | 18500 |

I, Lory Harle, Elections Administrator, do hereby certify that the returns as shown on the official canvass report are true and correct.



Lory Harle

 Lory Harle

11/10/2020

 Date

**November 3, 2020 Canvass — Total Voters — Official
Upshur County, Texas — 2020 GENERAL ELECTION — November 03, 2020**


Total Number of Voters : 18,978 of 28,729 = 66.06%


Precincts Reporting 49 of 49 = 100.00%

Justice, Supreme Court, Place 6-Unexpired Term

| Precinct | Absentee Ballots Cast | Early Ballots Cast | Election Ballots Cast | Total Ballots Cast | Registered Voters | Percent Turnout | REP Jane Bland | DEM Kathy Cheng | Totals |
|----------|-----------------------|--------------------|-----------------------|--------------------|-------------------|-----------------|-------------------|--------------------|--------|
| 1 | 114 | 1006 | 461 | 1581 | 1874 | 84.36% | 1334 | 209 | 1543 |
| 1 NDISD | 2 | 9 | 3 | 14 | 22 | 63.64% | 5 | 9 | 14 |
| 2 | 115 | 1523 | 66 | 1704 | 2923 | 58.30% | 1543 | 111 | 1654 |
| 2 GL | 3 | 37 | 5 | 45 | 81 | 55.56% | 39 | 5 | 44 |
| 3 | 53 | 817 | 214 | 1084 | 1617 | 67.04% | 921 | 132 | 1053 |
| 4 | 0 | 21 | 9 | 30 | 51 | 58.82% | 24 | 5 | 29 |
| 4 NDISD | 48 | 587 | 211 | 846 | 1252 | 67.57% | 692 | 128 | 820 |
| 5 | 23 | 360 | 42 | 425 | 650 | 65.38% | 350 | 69 | 419 |
| 5 NDISD | 7 | 35 | 9 | 51 | 88 | 57.95% | 25 | 25 | 50 |
| 5 ESD | 4 | 28 | 0 | 32 | 48 | 66.67% | 25 | 7 | 32 |
| 6 NDISD | 46 | 760 | 249 | 1055 | 1451 | 72.71% | 893 | 148 | 1041 |
| 7 | 0 | 5 | 107 | 112 | 172 | 65.12% | 93 | 16 | 109 |
| 7 NDISD | 16 | 283 | 40 | 339 | 532 | 63.72% | 304 | 27 | 331 |
| 7 OC | 27 | 212 | 286 | 525 | 664 | 79.07% | 427 | 81 | 508 |
| 7 ESD | 105 | 595 | 33 | 733 | 1455 | 50.38% | 594 | 121 | 715 |
| 8 | 38 | 396 | 101 | 535 | 780 | 68.59% | 429 | 83 | 512 |
| 8 ESD | 14 | 128 | 5 | 147 | 253 | 58.10% | 118 | 23 | 141 |
| 9 | 11 | 52 | 10 | 73 | 95 | 76.84% | 62 | 8 | 70 |
| 9 BS | 39 | 281 | 136 | 456 | 793 | 57.50% | 350 | 92 | 442 |
| 9 BSISD | 63 | 575 | 193 | 831 | 1250 | 66.48% | 691 | 121 | 812 |
| 10 | 144 | 1211 | 303 | 1658 | 2417 | 68.60% | 1454 | 167 | 1621 |
| 10 G 111 | 0 | 1 | 0 | 1 | 10 | 10.00% | 1 | 0 | 1 |
| 10 BSISD | 0 | 5 | 3 | 8 | 11 | 72.73% | 7 | 1 | 8 |
| 11 | 12 | 132 | 41 | 185 | 280 | 66.07% | 151 | 29 | 180 |
| 11 GL | 5 | 16 | 7 | 28 | 42 | 66.67% | 5 | 23 | 28 |
| 11 BSISD | 19 | 217 | 49 | 285 | 411 | 69.34% | 234 | 47 | 281 |
| 12 | 57 | 568 | 108 | 733 | 996 | 73.59% | 646 | 74 | 720 |
| 12 G 311 | 1 | 19 | 0 | 20 | 29 | 68.97% | 18 | 2 | 20 |
| 13 | 52 | 484 | 124 | 660 | 968 | 68.18% | 502 | 145 | 647 |
| 14 | 50 | 239 | 88 | 377 | 502 | 75.10% | 311 | 57 | 368 |
| 15 | 94 | 937 | 231 | 1262 | 1832 | 68.89% | 1144 | 97 | 1241 |
| 15 BSISD | 9 | 94 | 18 | 121 | 173 | 69.94% | 112 | 9 | 121 |
| 16 | 13 | 168 | 57 | 238 | 317 | 75.08% | 175 | 55 | 230 |
| 16 GL | 97 | 588 | 135 | 820 | 1370 | 59.85% | 619 | 171 | 790 |
| 16 BSISD | 0 | 5 | 5 | 10 | 16 | 62.50% | 9 | 0 | 9 |
| 17 | 4 | 32 | 30 | 66 | 138 | 47.83% | 49 | 14 | 63 |
| 17 G 111 | 43 | 214 | 16 | 273 | 521 | 52.40% | 150 | 114 | 264 |
| 17 G 211 | 47 | 386 | 46 | 479 | 818 | 58.56% | 345 | 120 | 465 |
| 17 G 311 | 51 | 456 | 50 | 557 | 841 | 66.23% | 424 | 103 | 527 |
| 17 G 411 | 3 | 42 | 8 | 53 | 109 | 48.62% | 44 | 9 | 53 |

I, Lory Harle, Elections Administrator, do hereby certify that the returns as shown on the official canvass report are true and correct.


 Date 11/10/2020




November 3, 2020 Canvass — Total Voters — Official
 Upshur County, Texas — 2020 GENERAL ELECTION — November 03, 2020

Total Number of Voters : 18,978 of 28,729 = 66.06%

Precincts Reporting 49 of 49 = 100.00%

Justice, Supreme Court, Place 6-Unexpired Term

| Precinct | Absentee Ballots Cast | Early Ballots Cast | Election Ballots Cast | Total Ballots Cast | Registered Voters | Percent Turnout | REP Jane Bland | DEM Kathy Cheng | Totals |
|----------|-----------------------|--------------------|-----------------------|--------------------|-------------------|-----------------|-------------------|--------------------|--------|
| 18 | 0 | 4 | 4 | 8 | 15 | 53.33% | 5 | 3 | 8 |
| 18 G 111 | 7 | 34 | 1 | 42 | 81 | 51.85% | 15 | 26 | 41 |
| 18 G 211 | 6 | 3 | 1 | 10 | 15 | 66.67% | 4 | 6 | 10 |
| 18 G 411 | 39 | 266 | 42 | 347 | 596 | 58.22% | 237 | 91 | 328 |
| 19 | 0 | 3 | 0 | 3 | 4 | 75.00% | 3 | 0 | 3 |
| 19 G 111 | 3 | 1 | 0 | 4 | 7 | 57.14% | 1 | 3 | 4 |
| 20 | 3 | 56 | 3 | 62 | 85 | 72.94% | 57 | 3 | 60 |
| 20 G 111 | 3 | 40 | 6 | 49 | 74 | 66.22% | 42 | 5 | 47 |
| 21 | 0 | 0 | 0 | 0 | 0 | 00.00% | 0 | 0 | 0 |
| Totals | 1490 | 13931 | 3556 | 18977 | 28729 | | 15683 | 2794 | 18477 |



Lory Harle, Elections Administrator, do hereby certify that the returns as shown on the official canvass report are true and correct.

Lory Harle
 Lory Harle

11/10/2020
 Date

**November 3, 2020 Canvass — Total Voters — Official
Upshur County, Texas — 2020 GENERAL ELECTION — November 03, 2020**

Total Number of Voters : 18,978 of 28,729 = 66.06%


Precincts Reporting 49 of 49 = 100.00%

Justice, Supreme Court, Place 7

| Precinct | Absentee Ballots Cast | Early Ballots Cast | Election Ballots Cast | Total Ballots Cast | Registered Voters | Percent Turnout | REP Jeff Boyd | DEM Staci Williams | LIB William Bryan Strange III | Totals |
|----------|-----------------------|--------------------|-----------------------|--------------------|-------------------|-----------------|------------------|-----------------------|----------------------------------|--------|
| 1 | 114 | 1006 | 461 | 1581 | 1874 | 84.36% | 1323 | 205 | 21 | 1549 |
| 1 NDISD | 2 | 9 | 3 | 14 | 22 | 63.64% | 5 | 9 | 0 | 14 |
| 2 | 115 | 1523 | 66 | 1704 | 2923 | 58.30% | 1529 | 108 | 21 | 1658 |
| 2 GL | 3 | 37 | 5 | 45 | 81 | 55.56% | 37 | 5 | 1 | 43 |
| 3 | 53 | 817 | 214 | 1084 | 1617 | 67.04% | 919 | 125 | 16 | 1060 |
| 4 | 0 | 21 | 9 | 30 | 51 | 58.82% | 24 | 4 | 1 | 29 |
| 4 NDISD | 48 | 587 | 211 | 846 | 1252 | 67.57% | 672 | 129 | 21 | 822 |
| 5 | 23 | 360 | 42 | 425 | 650 | 65.38% | 344 | 68 | 7 | 419 |
| 5 NDISD | 7 | 35 | 9 | 51 | 88 | 57.95% | 26 | 24 | 0 | 50 |
| 5 ESD | 4 | 28 | 0 | 32 | 48 | 66.67% | 25 | 7 | 0 | 32 |
| 6 NDISD | 46 | 760 | 249 | 1055 | 1451 | 72.71% | 879 | 148 | 16 | 1043 |
| 7 | 0 | 5 | 107 | 112 | 172 | 65.12% | 91 | 13 | 4 | 108 |
| 7 NDISD | 16 | 283 | 40 | 339 | 532 | 63.72% | 301 | 24 | 8 | 333 |
| 7 OC | 27 | 212 | 286 | 525 | 664 | 79.07% | 414 | 80 | 13 | 507 |
| 7 ESD | 105 | 595 | 33 | 733 | 1455 | 50.38% | 583 | 123 | 11 | 717 |
| 8 | 38 | 396 | 101 | 535 | 780 | 68.59% | 424 | 81 | 9 | 514 |
| 8 ESD | 14 | 128 | 5 | 147 | 253 | 58.10% | 120 | 23 | 0 | 143 |
| 9 | 11 | 52 | 10 | 73 | 95 | 76.84% | 62 | 6 | 5 | 73 |
| 9 BS | 39 | 281 | 136 | 456 | 793 | 57.50% | 341 | 92 | 14 | 447 |
| 9 BSISD | 63 | 575 | 193 | 831 | 1250 | 66.48% | 680 | 117 | 17 | 814 |
| 10 | 144 | 1211 | 303 | 1658 | 2417 | 68.60% | 1427 | 165 | 26 | 1618 |
| 10 G 111 | 0 | 1 | 0 | 1 | 10 | 10.00% | 1 | 0 | 0 | 1 |
| 10 BSISD | 0 | 5 | 3 | 8 | 11 | 72.73% | 5 | 1 | 2 | 8 |
| 11 | 12 | 132 | 41 | 185 | 280 | 66.07% | 148 | 28 | 4 | 180 |
| 11 GL | 5 | 16 | 7 | 28 | 42 | 66.67% | 3 | 23 | 0 | 26 |
| 11 BSISD | 19 | 217 | 49 | 285 | 411 | 69.34% | 229 | 45 | 7 | 281 |
| 12 | 57 | 568 | 108 | 733 | 996 | 73.59% | 637 | 72 | 8 | 717 |
| 12 G 311 | 1 | 19 | 0 | 20 | 29 | 68.97% | 18 | 2 | 0 | 20 |
| 13 | 52 | 484 | 124 | 660 | 968 | 68.18% | 500 | 142 | 8 | 650 |
| 14 | 50 | 239 | 88 | 377 | 502 | 75.10% | 306 | 57 | 8 | 371 |
| 15 | 94 | 937 | 231 | 1262 | 1832 | 68.89% | 1120 | 95 | 28 | 1243 |
| 15 BSISD | 9 | 94 | 18 | 121 | 173 | 69.94% | 113 | 8 | 0 | 121 |
| 16 | 13 | 168 | 57 | 238 | 317 | 75.08% | 174 | 53 | 4 | 231 |
| 16 GL | 97 | 588 | 135 | 820 | 1370 | 59.85% | 599 | 175 | 13 | 787 |
| 16 BSISD | 0 | 5 | 5 | 10 | 16 | 62.50% | 9 | 0 | 0 | 9 |
| 17 | 4 | 32 | 30 | 66 | 138 | 47.83% | 46 | 16 | 2 | 64 |
| 17 G 111 | 43 | 214 | 16 | 273 | 521 | 52.40% | 144 | 116 | 4 | 264 |
| 17 G 211 | 47 | 386 | 46 | 479 | 818 | 58.56% | 333 | 122 | 10 | 465 |
| 17 G 311 | 51 | 456 | 50 | 557 | 841 | 66.23% | 412 | 106 | 12 | 530 |
| 17 G 411 | 3 | 42 | 8 | 53 | 109 | 48.62% | 43 | 9 | 1 | 53 |

J. Lory Hagle, Elections Administrator, do hereby certify that the returns as shown on the official canvass report are true and correct.

Lory Hagle 11/06/2020
Date



November 3, 2020 Canvass — Total Voters — Official
 Upshur County, Texas — 2020 GENERAL ELECTION — November 03, 2020


Total Number of Voters : 18,978 of 28,729 = 66.06%

Precincts Reporting 49 of 49 = 100.00%

Justice, Supreme Court, Place 7

| Precinct | Absentee Ballots Cast | Early Ballots Cast | Election Ballots Cast | Total Ballots Cast | Registered Voters | Percent Turnout | REP Jeff Boyd | DEM Staci Williams | LIB William Bryan Strange III | Totals |
|----------|-----------------------|--------------------|-----------------------|--------------------|-------------------|-----------------|------------------|-----------------------|----------------------------------|--------|
| 18 | 0 | 4 | 4 | 8 | 15 | 53.33% | 4 | 3 | 1 | 8 |
| 18 G 111 | 7 | 34 | 1 | 42 | 81 | 51.85% | 15 | 27 | 0 | 42 |
| 18 G 211 | 6 | 3 | 1 | 10 | 15 | 66.67% | 4 | 6 | 0 | 10 |
| 18 G 411 | 39 | 266 | 42 | 347 | 596 | 58.22% | 232 | 87 | 10 | 329 |
| 19 | 0 | 3 | 0 | 3 | 4 | 75.00% | 2 | 0 | 1 | 3 |
| 19 G 111 | 3 | 1 | 0 | 4 | 7 | 57.14% | 1 | 3 | 0 | 4 |
| 20 | 3 | 56 | 3 | 62 | 85 | 72.94% | 58 | 3 | 1 | 62 |
| 20 G 111 | 3 | 40 | 6 | 49 | 74 | 66.22% | 41 | 6 | 1 | 48 |
| 21 | 0 | 0 | 0 | 0 | 0 | 00.00% | 0 | 0 | 0 | 0 |
| Totals | 1490 | 13931 | 3556 | 18977 | 28729 | | 15423 | 2761 | 336 | 18520 |

I, Lory Harle, Elections Administrator, do hereby certify that the returns as shown on the official canvass report are true and correct.



Lory Harle
 Lory Harle

11/10/2020
 Date

**November 3, 2020 Canvass — Total Voters — Official
Upshur County, Texas — 2020 GENERAL ELECTION — November 03, 2020**

Total Number of Voters : 18,978 of 28,729 = 66.06%


Precincts Reporting 49 of 49 = 100.00%

Justice, Supreme Court, Place 8

| Precinct | Absentee Ballots Cast | Early Ballots Cast | Election Ballots Cast | Total Ballots Cast | Registered Voters | Percent Turnout | REP Brett Busby | DEM Gisela D. Triana | LIB Tom Oxford | Totals |
|----------|-----------------------|--------------------|-----------------------|--------------------|-------------------|-----------------|--------------------|-------------------------|-------------------|--------|
| 1 | 114 | 1006 | 461 | 1581 | 1874 | 84.36% | 1331 | 198 | 16 | 1545 |
| 1 NDISD | 2 | 9 | 3 | 14 | 22 | 63.64% | 5 | 9 | 0 | 14 |
| 2 | 115 | 1523 | 66 | 1704 | 2923 | 58.30% | 1521 | 112 | 26 | 1659 |
| 2 GL | 3 | 37 | 5 | 45 | 81 | 55.56% | 36 | 5 | 3 | 44 |
| 3 | 53 | 817 | 214 | 1084 | 1617 | 67.04% | 913 | 125 | 14 | 1052 |
| 4 | 0 | 21 | 9 | 30 | 51 | 58.82% | 24 | 4 | 1 | 29 |
| 4 NDISD | 48 | 587 | 211 | 846 | 1252 | 67.57% | 669 | 124 | 27 | 820 |
| 5 | 23 | 360 | 42 | 425 | 650 | 65.38% | 339 | 70 | 9 | 418 |
| 5 NDISD | 7 | 35 | 9 | 51 | 88 | 57.95% | 26 | 22 | 2 | 50 |
| 5 ESD | 4 | 28 | 0 | 32 | 48 | 66.67% | 25 | 7 | 0 | 32 |
| 6 NDISD | 46 | 760 | 249 | 1055 | 1451 | 72.71% | 883 | 142 | 15 | 1040 |
| 7 | 0 | 5 | 107 | 112 | 172 | 65.12% | 90 | 15 | 4 | 109 |
| 7 NDISD | 16 | 283 | 40 | 339 | 532 | 63.72% | 303 | 25 | 6 | 334 |
| 7 OC | 27 | 212 | 286 | 525 | 664 | 79.07% | 412 | 77 | 18 | 507 |
| 7 ESD | 105 | 595 | 33 | 733 | 1455 | 50.38% | 583 | 120 | 10 | 713 |
| 8 | 38 | 396 | 101 | 535 | 780 | 68.59% | 420 | 80 | 11 | 511 |
| 8 ESD | 14 | 128 | 5 | 147 | 253 | 58.10% | 120 | 22 | 2 | 144 |
| 9 | 11 | 52 | 10 | 73 | 95 | 76.84% | 61 | 7 | 5 | 73 |
| 9 BS | 39 | 281 | 136 | 456 | 793 | 57.50% | 342 | 87 | 14 | 443 |
| 9 BSISD | 63 | 575 | 193 | 831 | 1250 | 66.48% | 678 | 114 | 21 | 813 |
| 10 | 144 | 1211 | 303 | 1658 | 2417 | 68.60% | 1424 | 159 | 34 | 1617 |
| 10 G 111 | 0 | 1 | 0 | 1 | 10 | 10.00% | 1 | 0 | 0 | 1 |
| 10 BSISD | 0 | 5 | 3 | 8 | 11 | 72.73% | 5 | 1 | 2 | 8 |
| 11 | 12 | 132 | 41 | 185 | 280 | 66.07% | 150 | 26 | 4 | 180 |
| 11 GL | 5 | 16 | 7 | 28 | 42 | 66.67% | 5 | 23 | 0 | 28 |
| 11 BSISD | 19 | 217 | 49 | 285 | 411 | 69.34% | 228 | 44 | 7 | 279 |
| 12 | 57 | 568 | 108 | 733 | 996 | 73.59% | 633 | 71 | 12 | 716 |
| 12 G 311 | 1 | 19 | 0 | 20 | 29 | 68.97% | 18 | 2 | 0 | 20 |
| 13 | 52 | 484 | 124 | 660 | 968 | 68.18% | 499 | 135 | 10 | 644 |
| 14 | 50 | 239 | 88 | 377 | 502 | 75.10% | 306 | 57 | 7 | 370 |
| 15 | 94 | 937 | 231 | 1262 | 1832 | 68.89% | 1127 | 90 | 27 | 1244 |
| 15 BSISD | 9 | 94 | 18 | 121 | 173 | 69.94% | 113 | 8 | 0 | 121 |
| 16 | 13 | 168 | 57 | 238 | 317 | 75.08% | 172 | 56 | 1 | 229 |
| 16 GL | 97 | 588 | 135 | 820 | 1370 | 59.85% | 600 | 171 | 12 | 783 |
| 16 BSISD | 0 | 5 | 5 | 10 | 16 | 62.50% | 9 | 0 | 0 | 9 |
| 17 | 4 | 32 | 30 | 66 | 138 | 47.83% | 46 | 15 | 3 | 64 |
| 17 G 111 | 43 | 214 | 16 | 273 | 521 | 52.40% | 144 | 114 | 6 | 264 |
| 17 G 211 | 47 | 386 | 46 | 479 | 818 | 58.56% | 340 | 120 | 6 | 466 |
| 17 G 311 | 51 | 456 | 50 | 557 | 841 | 66.23% | 413 | 102 | 14 | 529 |
| 17 G 411 | 3 | 42 | 8 | 53 | 109 | 48.62% | 43 | 8 | 1 | 52 |

I, Loy Harle, Elections Administrator, do hereby certify that the returns as shown on the official canvass report are true and correct.

Loy Harle
Date 11/03/20




**November 3, 2020 Canvass — Total Voters — Official
Upshur County, Texas — 2020 GENERAL ELECTION — November 03, 2020**

Total Number of Voters : 18,978 of 28,729 = 66.06%

Precincts Reporting 49 of 49 = 100.00%

Justice, Supreme Court, Place 8

| Precinct | Absentee Ballots Cast | Early Ballots Cast | Election Ballots Cast | Total Ballots Cast | Registered Voters | Percent Turnout | REP | DEM | LIB | Totals |
|---------------|-----------------------|--------------------|-----------------------|--------------------|-------------------|-----------------|--------------|------------------|------------|--------------|
| | | | | | | | Brett Busby | Gisela D. Triana | Tom Oxford | |
| 18 | 0 | 4 | 4 | 8 | 15 | 53.33% | 4 | 3 | 1 | 8 |
| 18 G 111 | 7 | 34 | 1 | 42 | 81 | 51.85% | 15 | 26 | 0 | 41 |
| 18 G 211 | 6 | 3 | 1 | 10 | 15 | 66.67% | 4 | 6 | 0 | 10 |
| 18 G 411 | 39 | 266 | 42 | 347 | 596 | 58.22% | 231 | 84 | 12 | 327 |
| 19 | 0 | 3 | 0 | 3 | 4 | 75.00% | 3 | 0 | 0 | 3 |
| 19 G 111 | 3 | 1 | 0 | 4 | 7 | 57.14% | 1 | 3 | 0 | 4 |
| 20 | 3 | 56 | 3 | 62 | 85 | 72.94% | 57 | 3 | 1 | 61 |
| 20 G 111 | 3 | 40 | 6 | 49 | 74 | 66.22% | 42 | 6 | 0 | 48 |
| 21 | 0 | 0 | 0 | 0 | 0 | 00.00% | 0 | 0 | 0 | 0 |
| Totals | 1490 | 13931 | 3556 | 18977 | 28729 | | 15414 | 2698 | 364 | 18476 |



I, Lory Harle, Elections Administrator, do hereby certify that the returns as shown on the official canvass report are true and correct.

Lory Harle
Lory Harle

11/10/2020
Date

**November 3, 2020 Canvass — Total Voters — Official
Upshur County, Texas — 2020 GENERAL ELECTION — November 03, 2020**

Total Number of Voters : 18,978 of 28,729 = 66.06%

Precincts Reporting 49 of 49 = 100.00%

Judge, Court of Criminal Appeals, Place 3

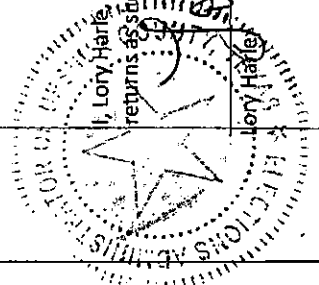
| Precinct | Absentee Ballots Cast | Early Ballots Cast | Election Ballots Cast | Total Ballots Cast | Registered Voters | Percent Turnout | REP Bert Richardson | DEM Elizabeth Davis Frizell | Totals |
|----------|-----------------------|--------------------|-----------------------|--------------------|-------------------|-----------------|------------------------|--------------------------------|--------|
| 1 | 114 | 1006 | 461 | 1581 | 1874 | 84.36% | 1329 | 217 | 1546 |
| 1 NDISD | 2 | 9 | 3 | 14 | 22 | 63.64% | 5 | 9 | 14 |
| 2 | 115 | 1523 | 66 | 1704 | 2923 | 58.30% | 1538 | 117 | 1655 |
| 2 GL | 3 | 37 | 5 | 45 | 81 | 55.56% | 38 | 6 | 44 |
| 3 | 53 | 817 | 214 | 1084 | 1617 | 67.04% | 917 | 131 | 1048 |
| 4 | 0 | 21 | 9 | 30 | 51 | 58.82% | 24 | 5 | 29 |
| 4 NDISD | 48 | 587 | 211 | 846 | 1252 | 67.57% | 691 | 127 | 818 |
| 5 | 23 | 360 | 42 | 425 | 650 | 65.38% | 348 | 71 | 419 |
| 5 NDISD | 7 | 35 | 9 | 51 | 88 | 57.95% | 26 | 24 | 50 |
| 5 ESD | 4 | 28 | 0 | 32 | 48 | 66.67% | 25 | 7 | 32 |
| 6 NDISD | 46 | 760 | 249 | 1055 | 1451 | 72.71% | 890 | 152 | 1042 |
| 7 | 0 | 5 | 107 | 112 | 172 | 65.12% | 92 | 17 | 109 |
| 7 NDISD | 16 | 283 | 40 | 339 | 532 | 63.72% | 304 | 28 | 332 |
| 7 OC | 27 | 212 | 286 | 525 | 664 | 79.07% | 422 | 85 | 507 |
| 7 ESD | 105 | 595 | 33 | 733 | 1455 | 50.38% | 590 | 121 | 711 |
| 8 | 38 | 396 | 101 | 535 | 780 | 68.59% | 424 | 87 | 511 |
| 8 ESD | 14 | 128 | 5 | 147 | 253 | 58.10% | 118 | 24 | 142 |
| 9 | 11 | 52 | 10 | 73 | 95 | 76.84% | 63 | 8 | 71 |
| 9 BS | 39 | 281 | 136 | 456 | 793 | 57.50% | 347 | 95 | 442 |
| 9 BSISD | 63 | 575 | 193 | 831 | 1250 | 66.48% | 692 | 117 | 809 |
| 10 | 144 | 1211 | 303 | 1658 | 2417 | 68.60% | 1441 | 174 | 1615 |
| 10 G 111 | 0 | 1 | 0 | 1 | 10 | 10.00% | 1 | 0 | 1 |
| 10 BSISD | 0 | 5 | 3 | 8 | 11 | 72.73% | 7 | 1 | 8 |
| 11 | 12 | 132 | 41 | 185 | 280 | 66.07% | 150 | 28 | 178 |
| 11 GL | 5 | 16 | 7 | 28 | 42 | 66.67% | 5 | 22 | 27 |
| 11 BSISD | 19 | 217 | 49 | 285 | 411 | 69.34% | 233 | 47 | 280 |
| 12 | 57 | 568 | 108 | 733 | 996 | 73.59% | 637 | 77 | 714 |
| 12 G 311 | 1 | 19 | 0 | 20 | 29 | 68.97% | 18 | 2 | 20 |
| 13 | 52 | 484 | 124 | 660 | 968 | 68.18% | 506 | 139 | 645 |
| 14 | 50 | 239 | 88 | 377 | 502 | 75.10% | 311 | 59 | 370 |
| 15 | 94 | 937 | 231 | 1262 | 1832 | 68.89% | 1135 | 101 | 1236 |
| 15 BSISD | 9 | 94 | 18 | 121 | 173 | 69.94% | 111 | 9 | 120 |
| 16 | 13 | 168 | 57 | 238 | 317 | 75.08% | 174 | 53 | 227 |
| 16 GL | 97 | 588 | 135 | 820 | 1370 | 59.85% | 608 | 177 | 785 |
| 16 BSISD | 0 | 5 | 5 | 10 | 16 | 62.50% | 9 | 0 | 9 |
| 17 | 4 | 32 | 30 | 66 | 138 | 47.83% | 47 | 16 | 63 |
| 17 G 111 | 43 | 214 | 16 | 273 | 521 | 52.40% | 146 | 116 | 262 |
| 17 G 211 | 47 | 386 | 46 | 479 | 818 | 58.56% | 344 | 121 | 465 |
| 17 G 311 | 51 | 456 | 50 | 557 | 841 | 66.23% | 426 | 102 | 528 |
| 17 G 411 | 3 | 42 | 8 | 53 | 109 | 48.62% | 44 | 8 | 52 |

I, Lory Harris, Elections Administrator, do hereby certify that the returns as shown on the official canvass report are true and correct.

11/10/2020

Lory Harris

Date




November 3, 2020 Canvass — Total Voters — Official
 Upshur County, Texas — 2020 GENERAL ELECTION — November 03, 2020

Total Number of Voters : 18,978 of 28,729 = 66.06%

Precincts Reporting 49 of 49 = 100.00%

Judge, Court of Criminal Appeals, Place 3

| Precinct | Absentee Ballots Cast | Early Ballots Cast | Election Ballots Cast | Total Ballots Cast | Registered Voters | Percent Turnout | REP Bert Richardson | DEM Elizabeth Davis Frizell | Totals |
|---------------|-----------------------|--------------------|-----------------------|--------------------|-------------------|-----------------|---------------------|-----------------------------|--------------|
| 18 | 0 | 4 | 4 | 8 | 15 | 53.33% | 5 | 3 | 8 |
| 18 G 111 | 7 | 34 | 1 | 42 | 81 | 51.85% | 15 | 27 | 42 |
| 18 G 211 | 6 | 3 | 1 | 10 | 15 | 66.67% | 4 | 6 | 10 |
| 18 G 411 | 39 | 266 | 42 | 347 | 596 | 58.22% | 235 | 92 | 327 |
| 19 | 0 | 3 | 0 | 3 | 4 | 75.00% | 3 | 0 | 3 |
| 19 G 111 | 3 | 1 | 0 | 4 | 7 | 57.14% | 1 | 3 | 4 |
| 20 | 3 | 56 | 3 | 62 | 85 | 72.94% | 57 | 3 | 60 |
| 20 G 111 | 3 | 40 | 6 | 49 | 74 | 66.22% | 41 | 7 | 48 |
| 21 | 0 | 0 | 0 | 0 | 0 | 00.00% | 0 | 0 | 0 |
| Totals | 1490 | 13931 | 3556 | 18977 | 28729 | | 15597 | 2841 | 18438 |



Lory Harle, Elections Administrator, do hereby certify that the returns as shown on the official canvass report are true and correct.

Lory Harle
 Lory Harle

11/10/2020
 Date

**November 3, 2020 Canvass — Total Voters — Official
Upshur County, Texas — 2020 GENERAL ELECTION — November 03, 2020**

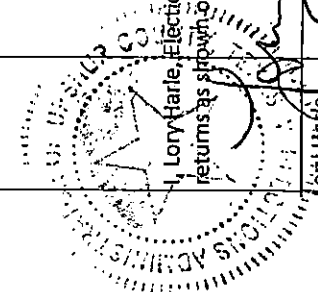
Total Number of Voters : 18,978 of 28,729 = 66.06%

Judge, Court of Criminal Appeals, Place 4

| Precinct | Absentee Ballots Cast | Early Ballots Cast | Election Ballots Cast | Total Ballots Cast | Registered Voters | Percent Turnout | REP Kevin Patrick Yeary | DEM Tina Clinton | Totals |
|----------|-----------------------|--------------------|-----------------------|--------------------|-------------------|-----------------|-------------------------|------------------|--------|
| 1 | 114 | 1006 | 461 | 1581 | 1874 | 84.36% | 1335 | 210 | 1545 |
| 1 NDISD | 2 | 9 | 3 | 14 | 22 | 63.64% | 5 | 9 | 14 |
| 2 | 115 | 1523 | 66 | 1704 | 2923 | 58.30% | 1539 | 114 | 1653 |
| 2 GL | 3 | 37 | 5 | 45 | 81 | 55.56% | 39 | 5 | 44 |
| 3 | 53 | 817 | 214 | 1084 | 1617 | 67.04% | 923 | 129 | 1052 |
| 4 | 0 | 21 | 9 | 30 | 51 | 58.82% | 24 | 4 | 28 |
| 4 NDISD | 48 | 587 | 211 | 846 | 1252 | 67.57% | 690 | 127 | 817 |
| 5 | 23 | 360 | 42 | 425 | 650 | 65.38% | 349 | 70 | 419 |
| 5 NDISD | 7 | 35 | 9 | 51 | 88 | 57.95% | 26 | 23 | 49 |
| 5 ESD | 4 | 28 | 0 | 32 | 48 | 66.67% | 25 | 7 | 32 |
| 6 NDISD | 46 | 760 | 249 | 1055 | 1451 | 72.71% | 889 | 151 | 1040 |
| 7 | 0 | 5 | 107 | 112 | 172 | 65.12% | 95 | 14 | 109 |
| 7 NDISD | 16 | 283 | 40 | 339 | 532 | 63.72% | 304 | 28 | 332 |
| 7 OC | 27 | 212 | 286 | 525 | 664 | 79.07% | 425 | 84 | 509 |
| 7 ESD | 105 | 595 | 33 | 733 | 1455 | 50.38% | 588 | 123 | 711 |
| 8 | 38 | 396 | 101 | 535 | 780 | 68.59% | 430 | 84 | 514 |
| 8 ESD | 14 | 128 | 5 | 147 | 253 | 58.10% | 120 | 24 | 144 |
| 9 | 11 | 52 | 10 | 73 | 95 | 76.84% | 63 | 8 | 71 |
| 9 BS | 39 | 281 | 136 | 456 | 793 | 57.50% | 348 | 95 | 443 |
| 9 BSISD | 63 | 575 | 193 | 831 | 1250 | 66.48% | 690 | 120 | 810 |
| 10 | 144 | 1211 | 303 | 1658 | 2417 | 68.60% | 1438 | 176 | 1614 |
| 10 G 111 | 0 | 1 | 0 | 1 | 10 | 10.00% | 1 | 0 | 1 |
| 10 BSISD | 0 | 5 | 3 | 8 | 11 | 72.73% | 7 | 1 | 8 |
| 11 | 12 | 132 | 41 | 185 | 280 | 66.07% | 149 | 31 | 180 |
| 11 GL | 5 | 16 | 7 | 28 | 42 | 66.67% | 4 | 23 | 27 |
| 11 BSISD | 19 | 217 | 49 | 285 | 411 | 69.34% | 232 | 47 | 279 |
| 12 | 57 | 568 | 108 | 733 | 996 | 73.59% | 639 | 77 | 716 |
| 12 G 311 | 1 | 19 | 0 | 20 | 29 | 68.97% | 18 | 2 | 20 |
| 13 | 52 | 484 | 124 | 660 | 968 | 68.18% | 508 | 136 | 644 |
| 14 | 50 | 239 | 88 | 377 | 502 | 75.10% | 309 | 61 | 370 |
| 15 | 94 | 937 | 231 | 1262 | 1832 | 68.89% | 1138 | 100 | 1238 |
| 15 BSISD | 9 | 94 | 18 | 121 | 173 | 69.94% | 110 | 10 | 120 |
| 16 | 13 | 168 | 57 | 238 | 317 | 75.08% | 174 | 55 | 229 |
| 16 GL | 97 | 588 | 135 | 820 | 1370 | 59.85% | 607 | 173 | 780 |
| 16 BSISD | 0 | 5 | 5 | 10 | 16 | 62.50% | 9 | 0 | 9 |
| 17 | 4 | 32 | 30 | 66 | 138 | 47.83% | 49 | 14 | 63 |
| 17 G 111 | 43 | 214 | 16 | 273 | 521 | 52.40% | 150 | 113 | 263 |
| 17 G 211 | 47 | 386 | 46 | 479 | 818 | 58.56% | 335 | 126 | 461 |
| 17 G 311 | 51 | 456 | 50 | 557 | 841 | 66.23% | 427 | 101 | 528 |
| 17 G 411 | 3 | 42 | 8 | 53 | 109 | 48.62% | 44 | 9 | 53 |

I, Lory Harle, Elections Administrator, do hereby certify that the returns as shown on the official canvass report are true and correct.

Lory Harle
Date 11/06/2020




November 3, 2020 Canvass — Total Voters — Official
 Upshur County, Texas — 2020 GENERAL ELECTION — November 03, 2020

Total Number of Voters : 18,978 of 28,729 = 66.06%

Judge, Court of Criminal Appeals, Place 4

| Precinct | Absentee Ballots Cast | Early Ballots Cast | Election Ballots Cast | Total Ballots Cast | Registered Voters | Percent Turnout | REP Kevin Patrick Yeary | DEM Tina Clinton | Totals |
|---------------|-----------------------|--------------------|-----------------------|--------------------|-------------------|-----------------|-------------------------------|---------------------|--------------|
| 18 | 0 | 4 | 4 | 8 | 15 | 53.33% | 5 | 3 | 8 |
| 18 G 111 | 7 | 34 | 1 | 42 | 81 | 51.85% | 15 | 27 | 42 |
| 18 G 211 | 6 | 3 | 1 | 10 | 15 | 66.67% | 4 | 6 | 10 |
| 18 G 411 | 39 | 266 | 42 | 347 | 596 | 58.22% | 235 | 91 | 326 |
| 19 | 0 | 3 | 0 | 3 | 4 | 75.00% | 3 | 0 | 3 |
| 19 G 111 | 3 | 1 | 0 | 4 | 7 | 57.14% | 1 | 3 | 4 |
| 20 | 3 | 56 | 3 | 62 | 85 | 72.94% | 57 | 3 | 60 |
| 20 G 111 | 3 | 40 | 6 | 49 | 74 | 66.22% | 42 | 6 | 48 |
| 21 | 0 | 0 | 0 | 0 | 0 | 00.00% | 0 | 0 | 0 |
| Totals | 1490 | 13931 | 3556 | 18977 | 28729 | | 15617 | 2823 | 18440 |



I, Lory Harle, Elections Administrator, do hereby certify that the returns as shown on the official canvass report are true and correct.

Lory Harle
 Lory Harle

11/10/2020
 Date

November 3, 2020 Canvass — Total Voters — Official
Upshur County, Texas — 2020 GENERAL ELECTION — November 03, 2020

Total Number of Voters : 18,978 of 28,729 = 66.06%

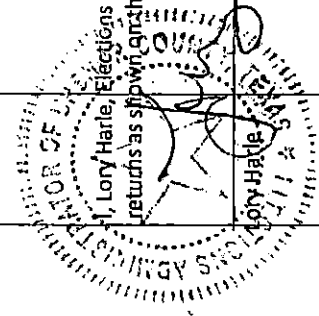
Precincts Reporting 49 of 49 = 100.00%

Judge, Court of Criminal Appeals, Place 9

| Precinct | Absentee Ballots Cast | Early Ballots Cast | Election Ballots Cast | Total Ballots Cast | Registered Voters | Percent Turnout | REP David Newell | DEM Brandon Birmingham | Totals |
|----------|-----------------------|--------------------|-----------------------|--------------------|-------------------|-----------------|---------------------|---------------------------|--------|
| 1 | 114 | 1006 | 461 | 1581 | 1874 | 84.36% | 1336 | 209 | 1545 |
| 1 NDISD | 2 | 9 | 3 | 14 | 22 | 63.64% | 5 | 9 | 14 |
| 2 | 115 | 1523 | 66 | 1704 | 2923 | 58.30% | 1544 | 112 | 1656 |
| 2 GL | 3 | 37 | 5 | 45 | 81 | 55.56% | 37 | 7 | 44 |
| 3 | 53 | 817 | 214 | 1084 | 1617 | 67.04% | 928 | 123 | 1051 |
| 4 | 0 | 21 | 9 | 30 | 51 | 58.82% | 25 | 4 | 29 |
| 4 NDISD | 48 | 587 | 211 | 846 | 1252 | 67.57% | 690 | 129 | 819 |
| 5 | 23 | 360 | 42 | 425 | 650 | 65.38% | 351 | 68 | 419 |
| 5 NDISD | 7 | 35 | 9 | 51 | 88 | 57.95% | 26 | 24 | 50 |
| 5 ESD | 4 | 28 | 0 | 32 | 48 | 66.67% | 25 | 7 | 32 |
| 6 NDISD | 46 | 760 | 249 | 1055 | 1451 | 72.71% | 890 | 151 | 1041 |
| 7 | 0 | 5 | 107 | 112 | 172 | 65.12% | 96 | 13 | 109 |
| 7 NDISD | 16 | 283 | 40 | 339 | 532 | 63.72% | 304 | 27 | 331 |
| 7 OC | 27 | 212 | 286 | 525 | 664 | 79.07% | 422 | 86 | 508 |
| 7 ESD | 105 | 595 | 33 | 733 | 1455 | 50.38% | 591 | 122 | 713 |
| 8 | 38 | 396 | 101 | 535 | 780 | 68.59% | 430 | 84 | 514 |
| 8 ESD | 14 | 128 | 5 | 147 | 253 | 58.10% | 120 | 24 | 144 |
| 9 | 11 | 52 | 10 | 73 | 95 | 76.84% | 62 | 8 | 70 |
| 9 BS | 39 | 281 | 136 | 456 | 793 | 57.50% | 351 | 93 | 444 |
| 9 BSISD | 63 | 575 | 193 | 831 | 1250 | 66.48% | 688 | 120 | 808 |
| 10 | 144 | 1211 | 303 | 1658 | 2417 | 68.60% | 1441 | 171 | 1612 |
| 10 G 111 | 0 | 1 | 0 | 1 | 10 | 10.00% | 1 | 0 | 1 |
| 10 BSISD | 0 | 5 | 3 | 8 | 11 | 72.73% | 7 | 1 | 8 |
| 11 | 12 | 132 | 41 | 185 | 280 | 66.07% | 147 | 30 | 177 |
| 11 GL | 5 | 16 | 7 | 28 | 42 | 66.67% | 4 | 23 | 27 |
| 11 BSISD | 19 | 217 | 49 | 285 | 411 | 69.34% | 233 | 46 | 279 |
| 12 | 57 | 568 | 108 | 733 | 996 | 73.59% | 643 | 73 | 716 |
| 12 G 311 | 1 | 19 | 0 | 20 | 29 | 68.97% | 18 | 2 | 20 |
| 13 | 52 | 484 | 124 | 660 | 968 | 68.18% | 506 | 139 | 645 |
| 14 | 50 | 239 | 88 | 377 | 502 | 75.10% | 311 | 58 | 369 |
| 15 | 94 | 937 | 231 | 1262 | 1832 | 68.89% | 1145 | 96 | 1241 |
| 15 BSISD | 9 | 94 | 18 | 121 | 173 | 69.94% | 113 | 7 | 120 |
| 16 | 13 | 168 | 57 | 238 | 317 | 75.08% | 172 | 57 | 229 |
| 16 GL | 97 | 588 | 135 | 820 | 1370 | 59.85% | 615 | 168 | 783 |
| 16 BSISD | 0 | 5 | 5 | 10 | 16 | 62.50% | 9 | 0 | 9 |
| 17 | 4 | 32 | 30 | 66 | 138 | 47.83% | 47 | 14 | 61 |
| 17 G 111 | 43 | 214 | 16 | 273 | 521 | 52.40% | 149 | 113 | 262 |
| 17 G 211 | 47 | 386 | 46 | 479 | 818 | 58.56% | 343 | 122 | 465 |
| 17 G 311 | 51 | 456 | 50 | 557 | 841 | 66.23% | 428 | 100 | 528 |
| 17 G 411 | 3 | 42 | 8 | 53 | 109 | 48.62% | 44 | 9 | 53 |

I, Lory Harle, Elections Administrator, do hereby certify that the returns as shown on the official canvass report are true and correct.

Lory Harle
 Date 11/03/2020



November 3, 2020 Canvass — Total Voters — Official
 Upshur County, Texas — 2020 GENERAL ELECTION — November 03, 2020


Total Number of Voters : 18,978 of 28,729 = 66.06%

Precincts Reporting 49 of 49 = 100.00%

Judge, Court of Criminal Appeals, Place 9

| Precinct | Absentee Ballots Cast | Early Ballots Cast | Election Ballots Cast | Total Ballots Cast | Registered Voters | Percent Turnout | REP David Newell | DEM Brandon Birmingham | Totals |
|---------------|-----------------------------|--------------------------|-----------------------------|--------------------------|----------------------|--------------------|---------------------|------------------------------|--------------|
| 18 | 0 | 4 | 4 | 8 | 15 | 53.33% | 5 | 3 | 8 |
| 18 G 111 | 7 | 34 | 1 | 42 | 81 | 51.85% | 15 | 27 | 42 |
| 18 G 211 | 6 | 3 | 1 | 10 | 15 | 66.67% | 4 | 5 | 9 |
| 18 G 411 | 39 | 266 | 42 | 347 | 596 | 58.22% | 239 | 87 | 326 |
| 19 | 0 | 3 | 0 | 3 | 4 | 75.00% | 3 | 0 | 3 |
| 19 G 111 | 3 | 1 | 0 | 4 | 7 | 57.14% | 1 | 3 | 4 |
| 20 | 3 | 56 | 3 | 62 | 85 | 72.94% | 58 | 2 | 60 |
| 20 G 111 | 3 | 40 | 6 | 49 | 74 | 66.22% | 41 | 6 | 47 |
| 21 | 0 | 0 | 0 | 0 | 0 | 00.00% | 0 | 0 | 0 |
| Totals | 1490 | 13931 | 3556 | 18977 | 28729 | | 15663 | 2782 | 18445 |

I, Lory Harle, Elections Administrator, do hereby certify that the returns as shown on the official canvass report are true and correct.



Lory Harle
 Lory Harle

11/10/2020
 Date

**November 3, 2020 Canvass — Total Voters — Official
Upshur County, Texas — 2020 GENERAL ELECTION — November 03, 2020**

Total Number of Voters : 18,978 of 28,729 = 66.06%

Precincts Reporting 49 of 49 = 100.00%

Member, State Board of Education, District 9

| Precinct | Absentee Ballots Cast | Early Ballots Cast | Election Ballots Cast | Total Ballots Cast | Registered Voters | Percent Turnout | REP Keven M. Ellis | DEM Brenda Davis | Totals |
|----------|-----------------------|--------------------|-----------------------|--------------------|-------------------|-----------------|-----------------------|---------------------|--------|
| 1 | 114 | 1006 | 461 | 1581 | 1874 | 84.36% | 1323 | 221 | 1544 |
| 1 NDISD | 2 | 9 | 3 | 14 | 22 | 63.64% | 5 | 9 | 14 |
| 2 | 115 | 1523 | 66 | 1704 | 2923 | 58.30% | 1533 | 118 | 1651 |
| 2 GL | 3 | 37 | 5 | 45 | 81 | 55.56% | 37 | 7 | 44 |
| 3 | 53 | 817 | 214 | 1084 | 1617 | 67.04% | 916 | 134 | 1050 |
| 4 | 0 | 21 | 9 | 30 | 51 | 58.82% | 24 | 5 | 29 |
| 4 NDISD | 48 | 587 | 211 | 846 | 1252 | 67.57% | 685 | 137 | 822 |
| 5 | 23 | 360 | 42 | 425 | 650 | 65.38% | 345 | 73 | 418 |
| 5 NDISD | 7 | 35 | 9 | 51 | 88 | 57.95% | 28 | 22 | 50 |
| 5 ESD | 4 | 28 | 0 | 32 | 48 | 66.67% | 24 | 7 | 31 |
| 6 NDISD | 46 | 760 | 249 | 1055 | 1451 | 72.71% | 881 | 156 | 1037 |
| 7 | 0 | 5 | 107 | 112 | 172 | 65.12% | 91 | 18 | 109 |
| 7 NDISD | 16 | 283 | 40 | 339 | 532 | 63.72% | 299 | 33 | 332 |
| 7 OC | 27 | 212 | 286 | 525 | 664 | 79.07% | 419 | 88 | 507 |
| 7 ESD | 105 | 595 | 33 | 733 | 1455 | 50.38% | 586 | 128 | 714 |
| 8 | 38 | 396 | 101 | 535 | 780 | 68.59% | 423 | 89 | 512 |
| 8 ESD | 14 | 128 | 5 | 147 | 253 | 58.10% | 122 | 22 | 144 |
| 9 | 11 | 52 | 10 | 73 | 95 | 76.84% | 58 | 10 | 68 |
| 9 BS | 39 | 281 | 136 | 456 | 793 | 57.50% | 348 | 92 | 440 |
| 9 BSISD | 63 | 575 | 193 | 831 | 1250 | 66.48% | 685 | 125 | 810 |
| 10 | 144 | 1211 | 303 | 1658 | 2417 | 68.60% | 1432 | 176 | 1608 |
| 10 G 111 | 0 | 1 | 0 | 1 | 10 | 10.00% | 1 | 0 | 1 |
| 10 BSISD | 0 | 5 | 3 | 8 | 11 | 72.73% | 7 | 1 | 8 |
| 11 | 12 | 132 | 41 | 185 | 280 | 66.07% | 149 | 31 | 180 |
| 11 GL | 5 | 16 | 7 | 28 | 42 | 66.67% | 4 | 23 | 27 |
| 11 BSISD | 19 | 217 | 49 | 285 | 411 | 69.34% | 231 | 48 | 279 |
| 12 | 57 | 568 | 108 | 733 | 996 | 73.59% | 638 | 77 | 715 |
| 12 G 311 | 1 | 19 | 0 | 20 | 29 | 68.97% | 18 | 2 | 20 |
| 13 | 52 | 484 | 124 | 660 | 968 | 68.18% | 500 | 143 | 643 |
| 14 | 50 | 239 | 88 | 377 | 502 | 75.10% | 309 | 60 | 369 |
| 15 | 94 | 937 | 231 | 1262 | 1832 | 68.89% | 1132 | 102 | 1234 |
| 15 BSISD | 9 | 94 | 18 | 121 | 173 | 69.94% | 108 | 11 | 119 |
| 16 | 13 | 168 | 57 | 238 | 317 | 75.08% | 172 | 53 | 225 |
| 16 GL | 97 | 588 | 135 | 820 | 1370 | 59.85% | 608 | 174 | 782 |
| 16 BSISD | 0 | 5 | 5 | 10 | 16 | 62.50% | 9 | 0 | 9 |
| 17 | 4 | 32 | 30 | 66 | 138 | 47.83% | 48 | 17 | 65 |
| 17 G 111 | 43 | 214 | 16 | 273 | 521 | 52.40% | 146 | 119 | 265 |
| 17 G 211 | 47 | 386 | 46 | 479 | 818 | 58.56% | 330 | 134 | 464 |
| 17 G 311 | 51 | 456 | 50 | 557 | 841 | 66.23% | 430 | 97 | 527 |
| 17 G 411 | 3 | 42 | 8 | 53 | 109 | 48.62% | 44 | 9 | 53 |

I, Lory Hatley, Elections Administrator, do hereby certify that the returns shown on the official canvass report are true and correct.
 Lory Hatley
 11/10/2020
 Date

November 3, 2020 Canvass — Total Voters — Official
 Upshur County, Texas — 2020 GENERAL ELECTION — November 03, 2020

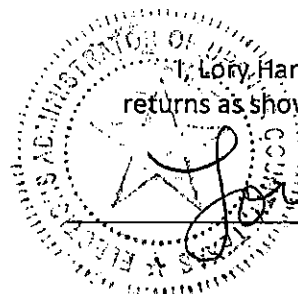
Total Number of Voters : 18,978 of 28,729 = 66.06%

Precincts Reporting 49 of 49 = 100.00%

Member, State Board of Education, District 9

| Precinct | Absentee Ballots Cast | Early Ballots Cast | Election Ballots Cast | Total Ballots Cast | Registered Voters | Percent Turnout | REP Keven M. Ellis | DEM Brenda Davis | Totals |
|---------------|-----------------------|--------------------|-----------------------|--------------------|-------------------|-----------------|-----------------------|---------------------|--------------|
| 18 | 0 | 4 | 4 | 8 | 15 | 53.33% | 5 | 3 | 8 |
| 18 G 111 | 7 | 34 | 1 | 42 | 81 | 51.85% | 15 | 27 | 42 |
| 18 G 211 | 6 | 3 | 1 | 10 | 15 | 66.67% | 3 | 7 | 10 |
| 18 G 411 | 39 | 266 | 42 | 347 | 596 | 58.22% | 227 | 98 | 325 |
| 19 | 0 | 3 | 0 | 3 | 4 | 75.00% | 3 | 0 | 3 |
| 19 G 111 | 3 | 1 | 0 | 4 | 7 | 57.14% | 1 | 3 | 4 |
| 20 | 3 | 56 | 3 | 62 | 85 | 72.94% | 57 | 3 | 60 |
| 20 G 111 | 3 | 40 | 6 | 49 | 74 | 66.22% | 42 | 6 | 48 |
| 21 | 0 | 0 | 0 | 0 | 0 | 00.00% | 0 | 0 | 0 |
| Totals | 1490 | 13931 | 3556 | 18977 | 28729 | | 15501 | 2918 | 18419 |

I, Lory Harle, Elections Administrator, do hereby certify that the returns as shown on the official canvass report are true and correct.



Lory Harle
 Lory Harle

11/10/2020
 Date

**November 3, 2020 Canvass — Total Voters — Official
Upshur County, Texas — 2020 GENERAL ELECTION — November 03, 2020**

Total Number of Voters : 18,978 of 28,729 = 66.06%


Precincts Reporting 49 of 49 = 100.00%

State Senator, District 1

| Precinct | Absentee Ballots Cast | Early Ballots Cast | Election Ballots Cast | Total Ballots Cast | Registered Voters | Percent Turnout | REP Bryan Hughes | DEM Audrey Spanko | Totals |
|----------|-----------------------|--------------------|-----------------------|--------------------|-------------------|-----------------|---------------------|----------------------|--------|
| 1 | 114 | 1006 | 461 | 1581 | 1874 | 84.36% | 1346 | 202 | 1548 |
| 1 NDISD | 2 | 9 | 3 | 14 | 22 | 63.64% | 6 | 8 | 14 |
| 2 | 115 | 1523 | 66 | 1704 | 2923 | 58.30% | 1539 | 114 | 1653 |
| 2 GL | 3 | 37 | 5 | 45 | 81 | 55.56% | 38 | 6 | 44 |
| 3 | 53 | 816 | 214 | 1083 | 1617 | 66.98% | 924 | 129 | 1053 |
| 4 | 0 | 21 | 9 | 30 | 51 | 58.82% | 24 | 4 | 28 |
| 4 NDISD | 48 | 587 | 211 | 846 | 1252 | 67.57% | 692 | 130 | 822 |
| 5 | 23 | 360 | 42 | 425 | 650 | 65.38% | 350 | 71 | 421 |
| 5 NDISD | 7 | 35 | 9 | 51 | 88 | 57.95% | 27 | 23 | 50 |
| 5 ESD | 4 | 28 | 0 | 32 | 48 | 66.67% | 25 | 7 | 32 |
| 6 NDISD | 46 | 760 | 249 | 1055 | 1451 | 72.71% | 896 | 143 | 1039 |
| 7 | 0 | 5 | 107 | 112 | 172 | 65.12% | 91 | 16 | 107 |
| 7 NDISD | 16 | 283 | 40 | 339 | 532 | 63.72% | 305 | 29 | 334 |
| 7 OC | 27 | 212 | 286 | 525 | 664 | 79.07% | 430 | 77 | 507 |
| 7 ESD | 105 | 595 | 33 | 733 | 1455 | 50.38% | 591 | 121 | 712 |
| 8 | 38 | 396 | 101 | 535 | 780 | 68.59% | 427 | 85 | 512 |
| 8 ESD | 14 | 128 | 5 | 147 | 253 | 58.10% | 122 | 23 | 145 |
| 9 | 11 | 52 | 10 | 73 | 95 | 76.84% | 57 | 9 | 66 |
| 9 BS | 39 | 281 | 136 | 456 | 793 | 57.50% | 354 | 93 | 447 |
| 9 BSISD | 63 | 575 | 193 | 831 | 1250 | 66.48% | 687 | 120 | 807 |
| 10 | 144 | 1211 | 303 | 1658 | 2417 | 68.60% | 1454 | 162 | 1616 |
| 10 G 111 | 0 | 1 | 0 | 1 | 10 | 10.00% | 1 | 0 | 1 |
| 10 BSISD | 0 | 5 | 3 | 8 | 11 | 72.73% | 7 | 1 | 8 |
| 11 | 12 | 132 | 41 | 185 | 280 | 66.07% | 154 | 23 | 177 |
| 11 GL | 5 | 16 | 7 | 28 | 42 | 66.67% | 4 | 23 | 27 |
| 11 BSISD | 19 | 217 | 49 | 285 | 411 | 69.34% | 234 | 46 | 280 |
| 12 | 57 | 568 | 108 | 733 | 996 | 73.59% | 640 | 76 | 716 |
| 12 G 311 | 1 | 19 | 0 | 20 | 29 | 68.97% | 18 | 2 | 20 |
| 13 | 52 | 484 | 124 | 660 | 968 | 68.18% | 513 | 133 | 646 |
| 14 | 50 | 239 | 88 | 377 | 502 | 75.10% | 319 | 50 | 369 |
| 15 | 94 | 937 | 231 | 1262 | 1832 | 68.89% | 1140 | 94 | 1234 |
| 15 BSISD | 9 | 94 | 18 | 121 | 173 | 69.94% | 112 | 8 | 120 |
| 16 | 13 | 168 | 57 | 238 | 317 | 75.08% | 173 | 54 | 227 |
| 16 GL | 97 | 588 | 135 | 820 | 1370 | 59.85% | 626 | 161 | 787 |
| 16 BSISD | 0 | 5 | 5 | 10 | 16 | 62.50% | 9 | 1 | 10 |
| 17 | 4 | 32 | 30 | 66 | 138 | 47.83% | 45 | 16 | 61 |
| 17 G 111 | 43 | 214 | 16 | 273 | 521 | 52.40% | 151 | 115 | 266 |
| 17 G 211 | 47 | 386 | 46 | 479 | 818 | 58.56% | 345 | 122 | 467 |
| 17 G 311 | 51 | 456 | 50 | 557 | 841 | 66.23% | 434 | 100 | 534 |
| 17 G 411 | 3 | 42 | 8 | 53 | 109 | 48.62% | 45 | 8 | 53 |

I, Lory Haele, Elections Administrator, do hereby certify that the returns as shown on the official canvass report are true and correct.

11/10/2020



Date

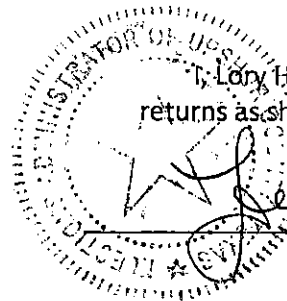
**November 3, 2020 Canvass — Total Voters — Official
Upshur County, Texas — 2020 GENERAL ELECTION — November 03, 2020**

Total Number of Voters : 18,978 of 28,729 = 66.06%

Precincts Reporting 49 of 49 = 100.00%

State Senator, District 1

| Precinct | Absentee Ballots Cast | Early Ballots Cast | Election Ballots Cast | Total Ballots Cast | Registered Voters | Percent Turnout | REP Bryan Hughes | DEM Audrey Spanko | Totals |
|---------------|-----------------------|--------------------|-----------------------|--------------------|-------------------|-----------------|---------------------|----------------------|--------------|
| 18 | 0 | 4 | 4 | 8 | 15 | 53.33% | 4 | 3 | 7 |
| 18 G 111 | 7 | 34 | 1 | 42 | 81 | 51.85% | 15 | 27 | 42 |
| 18 G 211 | 6 | 3 | 1 | 10 | 15 | 66.67% | 4 | 6 | 10 |
| 18 G 411 | 39 | 266 | 42 | 347 | 596 | 58.22% | 241 | 88 | 329 |
| 19 | 0 | 3 | 0 | 3 | 4 | 75.00% | 3 | 0 | 3 |
| 19 G 111 | 3 | 1 | 0 | 4 | 7 | 57.14% | 1 | 3 | 4 |
| 20 | 3 | 56 | 3 | 62 | 85 | 72.94% | 56 | 4 | 60 |
| 20 G 111 | 3 | 40 | 6 | 49 | 74 | 66.22% | 45 | 4 | 49 |
| 21 | 0 | 0 | 0 | 0 | 0 | 00.00% | 0 | 0 | 0 |
| Totals | 1490 | 13930 | 3556 | 18976 | 28729 | | 15724 | 2740 | 18464 |



I, Lory Harle, Elections Administrator, do hereby certify that the returns as shown on the official canvass report are true and correct.

Lory Harle
Lory Harle

11/10/2020
Date

November 3, 2020 Canvass — Total Voters — Official
Upshur County, Texas — 2020 GENERAL ELECTION — November 03, 2020

Total Number of Voters : 18,978 of 28,729 = 66.06%

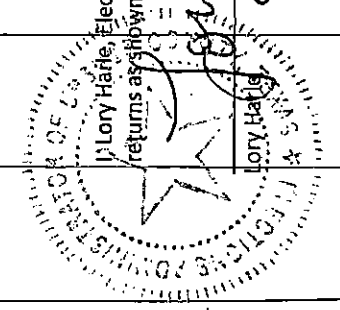
Precincts Reporting 49 of 49 = 100.00%

State Representative, District 7

| Precinct | Absentee Ballots Cast | Early Ballots Cast | Election Ballots Cast | Total Ballots Cast | Registered Voters | Percent Turnout | REP Jay Dean | Totals |
|----------|-----------------------|--------------------|-----------------------|--------------------|-------------------|-----------------|--------------|--------|
| 1 | 114 | 1006 | 461 | 1581 | 1874 | 84.36% | 1396 | 1396 |
| 1 NDISD | 2 | 9 | 3 | 14 | 22 | 63.64% | 7 | 7 |
| 2 | 115 | 1523 | 66 | 1704 | 2923 | 58.30% | 1570 | 1570 |
| 2 GL | 3 | 37 | 5 | 45 | 81 | 55.56% | 40 | 40 |
| 3 | 53 | 816 | 214 | 1083 | 1617 | 66.98% | 974 | 974 |
| 4 | 0 | 21 | 9 | 30 | 51 | 58.82% | 21 | 21 |
| 4 NDISD | 48 | 587 | 211 | 846 | 1252 | 67.57% | 736 | 736 |
| 5 | 23 | 360 | 42 | 425 | 650 | 65.38% | 365 | 365 |
| 5 NDISD | 7 | 35 | 9 | 51 | 88 | 57.95% | 30 | 30 |
| 5 ESD | 4 | 28 | 0 | 32 | 48 | 66.67% | 26 | 26 |
| 6 NDISD | 46 | 760 | 249 | 1055 | 1451 | 72.71% | 944 | 944 |
| 7 | 0 | 5 | 107 | 112 | 172 | 65.12% | 98 | 98 |
| 7 NDISD | 16 | 283 | 40 | 339 | 532 | 63.72% | 314 | 314 |
| 7 OC | 27 | 212 | 286 | 525 | 664 | 79.07% | 462 | 462 |
| 7 ESD | 105 | 595 | 33 | 733 | 1455 | 50.38% | 634 | 634 |
| 8 | 38 | 396 | 101 | 535 | 780 | 68.59% | 451 | 451 |
| 8 ESD | 14 | 128 | 5 | 147 | 253 | 58.10% | 131 | 131 |
| 9 | 11 | 52 | 10 | 73 | 95 | 76.84% | 60 | 60 |
| 9 BS | 39 | 281 | 136 | 456 | 793 | 57.50% | 382 | 382 |
| 9 BSISD | 63 | 575 | 193 | 831 | 1250 | 66.48% | 711 | 711 |
| 10 | 144 | 1211 | 303 | 1658 | 2417 | 68.60% | 1503 | 1503 |
| 10 G 111 | 0 | 1 | 0 | 1 | 10 | 10.00% | 1 | 1 |
| 10 BSISD | 0 | 5 | 3 | 8 | 11 | 72.73% | 7 | 7 |
| 11 | 12 | 132 | 41 | 185 | 280 | 66.07% | 163 | 163 |
| 11 GL | 5 | 16 | 7 | 28 | 42 | 66.67% | 15 | 15 |
| 11 BSISD | 19 | 217 | 49 | 285 | 411 | 69.34% | 239 | 239 |
| 12 | 57 | 568 | 108 | 733 | 996 | 73.59% | 658 | 658 |
| 12 G 311 | 1 | 19 | 0 | 20 | 29 | 68.97% | 18 | 18 |
| 13 | 52 | 484 | 124 | 660 | 968 | 68.18% | 547 | 547 |
| 14 | 50 | 239 | 88 | 377 | 502 | 75.10% | 339 | 339 |
| 15 | 94 | 937 | 231 | 1262 | 1832 | 68.89% | 1181 | 1181 |
| 15 BSISD | 9 | 94 | 18 | 121 | 173 | 69.94% | 114 | 114 |
| 16 | 13 | 168 | 57 | 238 | 317 | 75.08% | 180 | 180 |
| 16 GL | 97 | 588 | 135 | 820 | 1370 | 59.85% | 687 | 687 |
| 16 BSISD | 0 | 5 | 5 | 10 | 16 | 62.50% | 9 | 9 |
| 17 | 4 | 32 | 30 | 66 | 138 | 47.83% | 46 | 46 |
| 17 G 111 | 43 | 214 | 16 | 273 | 521 | 52.40% | 176 | 176 |
| 17 G 211 | 47 | 386 | 46 | 479 | 818 | 58.56% | 379 | 379 |
| 17 G 311 | 51 | 456 | 50 | 557 | 841 | 66.23% | 474 | 474 |
| 17 G 411 | 3 | 42 | 8 | 53 | 109 | 48.62% | 46 | 46 |

I, Lory Harle, Elections Administrator, do hereby certify that the returns as shown on the official canvass report are true and correct.

Lory Harle
 Date 11/10/2020




**November 3, 2020 Canvass — Total Voters — Official
Upshur County, Texas — 2020 GENERAL ELECTION — November 03, 2020**

Total Number of Voters : 18,978 of 28,729 = 66.06%

Precincts Reporting 49 of 49 = 100.00%

State Representative, District 7

| Precinct | Absentee Ballots Cast | Early Ballots Cast | Election Ballots Cast | Total Ballots Cast | Registered Voters | Percent Turnout | REP Jay Dean | Totals |
|---------------|-----------------------|--------------------|-----------------------|--------------------|-------------------|-----------------|-----------------|--------------|
| 18 | 0 | 4 | 4 | 8 | 15 | 53.33% | 4 | 4 |
| 18 G 111 | 7 | 34 | 1 | 42 | 81 | 51.85% | 21 | 21 |
| 18 G 211 | 6 | 3 | 1 | 10 | 15 | 66.67% | 5 | 5 |
| 18 G 411 | 39 | 266 | 42 | 347 | 596 | 58.22% | 269 | 269 |
| 19 | 0 | 3 | 0 | 3 | 4 | 75.00% | 1 | 1 |
| 19 G 111 | 3 | 1 | 0 | 4 | 7 | 57.14% | 1 | 1 |
| 20 | 3 | 56 | 3 | 62 | 85 | 72.94% | 59 | 59 |
| 20 G 111 | 3 | 40 | 6 | 49 | 74 | 66.22% | 48 | 48 |
| 21 | 0 | 0 | 0 | 0 | 0 | 00.00% | 0 | 0 |
| Totals | 1490 | 13930 | 3556 | 18976 | 28729 | | 16542 | 16542 |



Lory Harle, Elections Administrator, do hereby certify that the returns as shown on the official canvass report are true and correct.

Lory Harle
Lory Harle

11/10/2020
Date

**November 3, 2020 Canvass — Total Voters — Official
Upshur County, Texas — 2020 GENERAL ELECTION — November 03, 2020**

Total Number of Voters : 18,978 of 28,729 = 66.06%

Precincts Reporting 49 of 49 = 100.00%

Chief Justice, 12th Court of Appeals District

| Precinct | Absentee Ballots Cast | Early Ballots Cast | Election Ballots Cast | Total Ballots Cast | Registered Voters | Percent Turnout | REP Jim Worthen | Totals |
|----------|-----------------------|--------------------|-----------------------|--------------------|-------------------|-----------------|--------------------|--------|
| 1 | 114 | 1006 | 461 | 1581 | 1874 | 84.36% | 1386 | 1386 |
| 1 NDISD | 2 | 9 | 3 | 14 | 22 | 63.64% | 7 | 7 |
| 2 | 115 | 1523 | 66 | 1704 | 2923 | 58.30% | 1550 | 1550 |
| 2 GL | 3 | 37 | 5 | 45 | 81 | 55.56% | 39 | 39 |
| 3 | 53 | 816 | 214 | 1083 | 1617 | 66.98% | 972 | 972 |
| 4 | 0 | 21 | 9 | 30 | 51 | 58.82% | 25 | 25 |
| 4 NDISD | 48 | 587 | 211 | 846 | 1252 | 67.57% | 728 | 728 |
| 5 | 23 | 360 | 42 | 425 | 650 | 65.38% | 363 | 363 |
| 5 NDISD | 7 | 35 | 9 | 51 | 88 | 57.95% | 30 | 30 |
| 5 ESD | 4 | 28 | 0 | 32 | 48 | 66.67% | 28 | 28 |
| 6 NDISD | 46 | 760 | 249 | 1055 | 1451 | 72.71% | 930 | 930 |
| 7 | 0 | 5 | 107 | 112 | 172 | 65.12% | 100 | 100 |
| 7 NDISD | 16 | 283 | 40 | 339 | 532 | 63.72% | 310 | 310 |
| 7 OC | 27 | 212 | 286 | 525 | 664 | 79.07% | 451 | 451 |
| 7 ESD | 105 | 595 | 33 | 733 | 1455 | 50.38% | 625 | 625 |
| 8 | 38 | 396 | 101 | 535 | 780 | 68.59% | 444 | 444 |
| 8 ESD | 14 | 128 | 5 | 147 | 253 | 58.10% | 129 | 129 |
| 9 | 11 | 52 | 10 | 73 | 95 | 76.84% | 60 | 60 |
| 9 BS | 39 | 281 | 136 | 456 | 793 | 57.50% | 384 | 384 |
| 9 BSISD | 63 | 575 | 193 | 831 | 1250 | 66.48% | 709 | 709 |
| 10 | 144 | 1211 | 303 | 1658 | 2417 | 68.60% | 1482 | 1482 |
| 10 G 111 | 0 | 1 | 0 | 1 | 10 | 10.00% | 1 | 1 |
| 10 BSISD | 0 | 5 | 3 | 8 | 11 | 72.73% | 7 | 7 |
| 11 | 12 | 132 | 41 | 185 | 280 | 66.07% | 160 | 160 |
| 11 GL | 5 | 16 | 7 | 28 | 42 | 66.67% | 10 | 10 |
| 11 BSISD | 19 | 217 | 49 | 285 | 411 | 69.34% | 243 | 243 |
| 12 | 57 | 568 | 108 | 733 | 996 | 73.59% | 647 | 647 |
| 12 G 311 | 1 | 19 | 0 | 20 | 29 | 68.97% | 19 | 19 |
| 13 | 52 | 484 | 124 | 660 | 968 | 68.18% | 540 | 540 |
| 14 | 50 | 239 | 88 | 377 | 502 | 75.10% | 335 | 335 |
| 15 | 94 | 937 | 231 | 1262 | 1832 | 68.89% | 1172 | 1172 |
| 15 BSISD | 9 | 94 | 18 | 121 | 173 | 69.94% | 115 | 115 |
| 16 | 13 | 168 | 57 | 238 | 317 | 75.08% | 182 | 182 |
| 16 GL | 97 | 588 | 135 | 820 | 1370 | 59.85% | 669 | 669 |
| 16 BSISD | 0 | 5 | 5 | 10 | 16 | 62.50% | 10 | 10 |
| 17 | 4 | 32 | 30 | 66 | 138 | 47.83% | 46 | 46 |
| 17 G 111 | 43 | 214 | 16 | 273 | 521 | 52.40% | 168 | 168 |
| 17 G 211 | 47 | 386 | 46 | 479 | 818 | 58.56% | 378 | 378 |
| 17 G 311 | 51 | 456 | 50 | 557 | 841 | 66.23% | 471 | 471 |
| 17 G 411 | 3 | 42 | 8 | 53 | 109 | 48.62% | 45 | 45 |

I, Jory Hane, Elections Administrator, do hereby certify that the returns reported on the official canvass report are true and correct.

Jory Hane
Date: 11/03/2020

**November 3, 2020 Canvass — Total Voters — Official
Upshur County, Texas — 2020 GENERAL ELECTION — November 03, 2020**


Total Number of Voters : 18,978 of 28,729 = 66.06%

Precincts Reporting 49 of 49 = 100.00%

Chief Justice, 12th Court of Appeals District

| Precinct | Absentee Ballots Cast | Early Ballots Cast | Election Ballots Cast | Total Ballots Cast | Registered Voters | Percent Turnout | REP Jim Worthen | Totals |
|---------------|-----------------------|--------------------|-----------------------|--------------------|-------------------|-----------------|--------------------|--------------|
| 18 | 0 | 4 | 4 | 8 | 15 | 53.33% | 4 | 4 |
| 18 G 111 | 7 | 34 | 1 | 42 | 81 | 51.85% | 21 | 21 |
| 18 G 211 | 6 | 3 | 1 | 10 | 15 | 66.67% | 5 | 5 |
| 18 G 411 | 39 | 266 | 42 | 347 | 596 | 58.22% | 257 | 257 |
| 19 | 0 | 3 | 0 | 3 | 4 | 75.00% | 2 | 2 |
| 19 G 111 | 3 | 1 | 0 | 4 | 7 | 57.14% | 1 | 1 |
| 20 | 3 | 56 | 3 | 62 | 85 | 72.94% | 58 | 58 |
| 20 G 111 | 3 | 40 | 6 | 49 | 74 | 66.22% | 44 | 44 |
| 21 | 0 | 0 | 0 | 0 | 0 | 00.00% | 0 | 0 |
| Totals | 1490 | 13930 | 3556 | 18976 | 28729 | | 16362 | 16362 |

Lory Harle, Elections Administrator, do hereby certify that the returns as shown on the official canvass report are true and correct.



Lory Harle
Lory Harle

11/10/2020
Date

**November 3, 2020 Canvass — Total Voters — Official
Upshur County, Texas — 2020 GENERAL ELECTION — November 03, 2020**

Total Number of Voters : 18,978 of 28,729 = 66.06%

Precincts Reporting 49 of 49 = 100.00%

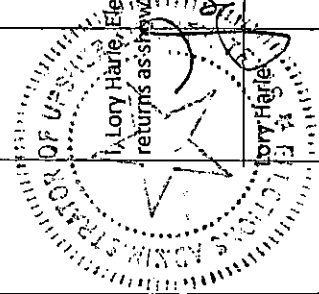
Justice, 6th Court of Appeals District, Place 3

| Precinct | Absentee Ballots Cast | Early Ballots Cast | Election Ballots Cast | Total Ballots Cast | Registered Voters | Percent Turnout | REP Ralph K. Burgess | Totals |
|----------|-----------------------|--------------------|-----------------------|--------------------|-------------------|-----------------|-------------------------|--------|
| 1 | 114 | 1006 | 461 | 1581 | 1874 | 84.36% | 1383 | 1383 |
| 1 NDISD | 2 | 9 | 3 | 14 | 22 | 63.64% | 6 | 6 |
| 2 | 115 | 1523 | 66 | 1704 | 2923 | 58.30% | 1554 | 1554 |
| 2 GL | 3 | 37 | 5 | 45 | 81 | 55.56% | 40 | 40 |
| 3 | 53 | 816 | 214 | 1083 | 1617 | 66.98% | 966 | 966 |
| 4 | 0 | 21 | 9 | 30 | 51 | 58.82% | 24 | 24 |
| 4 NDISD | 48 | 587 | 211 | 846 | 1252 | 67.57% | 721 | 721 |
| 5 | 23 | 360 | 42 | 425 | 650 | 65.38% | 357 | 357 |
| 5 NDISD | 7 | 35 | 9 | 51 | 88 | 57.95% | 30 | 30 |
| 5 ESD | 4 | 28 | 0 | 32 | 48 | 66.67% | 28 | 28 |
| 6 NDISD | 46 | 760 | 249 | 1055 | 1451 | 72.71% | 927 | 927 |
| 7 | 0 | 5 | 107 | 112 | 172 | 65.12% | 100 | 100 |
| 7 NDISD | 16 | 283 | 40 | 339 | 532 | 63.72% | 306 | 306 |
| 7 OC | 27 | 212 | 286 | 525 | 664 | 79.07% | 451 | 451 |
| 7 ESD | 105 | 595 | 33 | 733 | 1455 | 50.38% | 617 | 617 |
| 8 | 38 | 396 | 101 | 535 | 780 | 68.59% | 450 | 450 |
| 8 ESD | 14 | 128 | 5 | 147 | 253 | 58.10% | 130 | 130 |
| 9 | 11 | 52 | 10 | 73 | 95 | 76.84% | 59 | 59 |
| 9 BS | 39 | 281 | 136 | 456 | 793 | 57.50% | 381 | 381 |
| 9 BSISD | 63 | 575 | 193 | 831 | 1250 | 66.48% | 708 | 708 |
| 10 | 144 | 1211 | 303 | 1658 | 2417 | 68.60% | 1480 | 1480 |
| 10 G 111 | 0 | 1 | 0 | 1 | 10 | 10.00% | 1 | 1 |
| 10 BSISD | 0 | 5 | 3 | 8 | 11 | 72.73% | 7 | 7 |
| 11 | 12 | 132 | 41 | 185 | 280 | 66.07% | 158 | 158 |
| 11 GL | 5 | 16 | 7 | 28 | 42 | 66.67% | 10 | 10 |
| 11 BSISD | 19 | 217 | 49 | 285 | 411 | 69.34% | 238 | 238 |
| 12 | 57 | 568 | 108 | 733 | 996 | 73.59% | 647 | 647 |
| 12 G 311 | 1 | 19 | 0 | 20 | 29 | 68.97% | 17 | 17 |
| 13 | 52 | 484 | 124 | 660 | 968 | 68.18% | 531 | 531 |
| 14 | 50 | 239 | 88 | 377 | 502 | 75.10% | 330 | 330 |
| 15 | 94 | 937 | 231 | 1262 | 1832 | 68.89% | 1162 | 1162 |
| 15 BSISD | 9 | 94 | 18 | 121 | 173 | 69.94% | 115 | 115 |
| 16 | 13 | 168 | 57 | 238 | 317 | 75.08% | 179 | 179 |
| 16 GL | 97 | 588 | 135 | 820 | 1370 | 59.85% | 669 | 669 |
| 16 BSISD | 0 | 5 | 5 | 10 | 16 | 62.50% | 9 | 9 |
| 17 | 4 | 32 | 30 | 66 | 138 | 47.83% | 46 | 46 |
| 17 G 111 | 43 | 214 | 16 | 273 | 521 | 52.40% | 171 | 171 |
| 17 G 211 | 47 | 386 | 46 | 479 | 818 | 58.56% | 374 | 374 |
| 17 G 311 | 51 | 456 | 50 | 557 | 841 | 66.23% | 472 | 472 |
| 17 G 411 | 3 | 42 | 8 | 53 | 109 | 48.62% | 46 | 46 |

I, Lory Harte, Elections Administrator, do hereby certify that the returns as shown on the official canvass report are true and correct.

11/10/2020

Date



**November 3, 2020 Canvass — Total Voters — Official
Upshur County, Texas — 2020 GENERAL ELECTION — November 03, 2020**


Total Number of Voters : 18,978 of 28,729 = 66.06%

Precincts Reporting 49 of 49 = 100.00%

Justice, 6th Court of Appeals District, Place 3

| Precinct | Absentee Ballots Cast | Early Ballots Cast | Election Ballots Cast | Total Ballots Cast | Registered Voters | Percent Turnout | REP Ralph K. Burgess | Totals |
|---------------|-----------------------------|--------------------------|-----------------------------|--------------------------|----------------------|--------------------|-------------------------|--------------|
| 18 | 0 | 4 | 4 | 8 | 15 | 53.33% | 4 | 4 |
| 18 G 111 | 7 | 34 | 1 | 42 | 81 | 51.85% | 21 | 21 |
| 18 G 211 | 6 | 3 | 1 | 10 | 15 | 66.67% | 5 | 5 |
| 18 G 411 | 39 | 266 | 42 | 347 | 596 | 58.22% | 255 | 255 |
| 19 | 0 | 3 | 0 | 3 | 4 | 75.00% | 2 | 2 |
| 19 G 111 | 3 | 1 | 0 | 4 | 7 | 57.14% | 1 | 1 |
| 20 | 3 | 56 | 3 | 62 | 85 | 72.94% | 59 | 59 |
| 20 G 111 | 3 | 40 | 6 | 49 | 74 | 66.22% | 45 | 45 |
| 21 | 0 | 0 | 0 | 0 | 0 | 00.00% | 0 | 0 |
| Totals | 1490 | 13930 | 3556 | 18976 | 28729 | | 16292 | 16292 |

I, Lory Harle, Elections Administrator, do hereby certify that the returns as shown on the official canvass report are true and correct.



Lory Harle
Lory Harle

11/10/2020
Date

November 3, 2020 Canvass — Total Voters — Official
Upshur County, Texas — 2020 GENERAL ELECTION — November 03, 2020


Total Number of Voters : 18,978 of 28,729 = 66.06%

Sheriff

| Precinct | Absentee Ballots Cast | Early Ballots Cast | Election Ballots Cast | Total Ballots Cast | Registered Voters | Percent Turnout | REP Larry Webb | Totals |
|----------|-----------------------|--------------------|-----------------------|--------------------|-------------------|-----------------|-------------------|--------|
| 1 | 114 | 1006 | 461 | 1581 | 1874 | 84.36% | 1384 | 1384 |
| 1 NDISD | 2 | 9 | 3 | 14 | 22 | 63.64% | 8 | 8 |
| 2 | 115 | 1523 | 66 | 1704 | 2923 | 58.30% | 1539 | 1539 |
| 2 GL | 3 | 37 | 5 | 45 | 81 | 55.56% | 40 | 40 |
| 3 | 53 | 817 | 214 | 1084 | 1617 | 67.04% | 956 | 956 |
| 4 | 0 | 21 | 9 | 30 | 51 | 58.82% | 19 | 19 |
| 4 NDISD | 48 | 587 | 211 | 846 | 1252 | 67.57% | 724 | 724 |
| 5 | 23 | 360 | 42 | 425 | 650 | 65.38% | 359 | 359 |
| 5 NDISD | 7 | 35 | 9 | 51 | 88 | 57.95% | 30 | 30 |
| 5 ESD | 4 | 28 | 0 | 32 | 48 | 66.67% | 25 | 25 |
| 6 NDISD | 46 | 760 | 249 | 1055 | 1451 | 72.71% | 927 | 927 |
| 7 | 0 | 5 | 107 | 112 | 172 | 65.12% | 97 | 97 |
| 7 NDISD | 16 | 283 | 40 | 339 | 532 | 63.72% | 304 | 304 |
| 7 OC | 27 | 212 | 286 | 525 | 664 | 79.07% | 455 | 455 |
| 7 ESD | 105 | 595 | 33 | 733 | 1455 | 50.38% | 628 | 628 |
| 8 | 38 | 396 | 101 | 535 | 780 | 68.59% | 440 | 440 |
| 8 ESD | 14 | 128 | 5 | 147 | 253 | 58.10% | 129 | 129 |
| 9 | 11 | 52 | 10 | 73 | 95 | 76.84% | 58 | 58 |
| 9 BS | 39 | 281 | 136 | 456 | 793 | 57.50% | 382 | 382 |
| 9 BSISD | 63 | 575 | 193 | 831 | 1250 | 66.48% | 720 | 720 |
| 10 | 144 | 1211 | 303 | 1658 | 2417 | 68.60% | 1500 | 1500 |
| 10 G 111 | 0 | 1 | 0 | 1 | 10 | 10.00% | 1 | 1 |
| 10 BSISD | 0 | 5 | 3 | 8 | 11 | 72.73% | 7 | 7 |
| 11 | 12 | 132 | 41 | 185 | 280 | 66.07% | 160 | 160 |
| 11 GL | 5 | 16 | 7 | 28 | 42 | 66.67% | 11 | 11 |
| 11 BSISD | 19 | 217 | 49 | 285 | 411 | 69.34% | 239 | 239 |
| 12 | 57 | 568 | 108 | 733 | 996 | 73.59% | 627 | 627 |
| 12 G 311 | 1 | 19 | 0 | 20 | 29 | 68.97% | 18 | 18 |
| 13 | 52 | 484 | 124 | 660 | 968 | 68.18% | 542 | 542 |
| 14 | 50 | 239 | 88 | 377 | 502 | 75.10% | 332 | 332 |
| 15 | 94 | 937 | 231 | 1262 | 1832 | 68.89% | 1163 | 1163 |
| 15 BSISD | 9 | 94 | 18 | 121 | 173 | 69.94% | 112 | 112 |
| 16 | 13 | 168 | 57 | 238 | 317 | 75.08% | 182 | 182 |
| 16 GL | 97 | 588 | 135 | 820 | 1370 | 59.85% | 672 | 672 |
| 16 BSISD | 0 | 5 | 5 | 10 | 16 | 62.50% | 9 | 9 |
| 17 | 4 | 32 | 30 | 66 | 138 | 47.83% | 47 | 47 |
| 17 G 111 | 43 | 214 | 16 | 273 | 521 | 52.40% | 181 | 181 |
| 17 G 211 | 47 | 386 | 46 | 479 | 818 | 58.56% | 373 | 373 |
| 17 G 311 | 51 | 456 | 50 | 557 | 841 | 66.23% | 472 | 472 |
| 17 G 411 | 3 | 42 | 8 | 53 | 109 | 48.62% | 46 | 46 |

I, Lory Harle, Elections Administrator, do hereby certify that the returns as shown on the official canvass report are true and correct.

Lory Harle
11/10/2020



Date

**November 3, 2020 Canvass — Total Voters — Official
Upshur County, Texas — 2020 GENERAL ELECTION — November 03, 2020**


Total Number of Voters : 18,978 of 28,729 = 66.06%

Precincts Reporting 49 of 49 = 100.00%

Sheriff

| Precinct | Absentee Ballots Cast | Early Ballots Cast | Election Ballots Cast | Total Ballots Cast | Registered Voters | Percent Turnout | REP Larry Webb | Totals |
|---------------|-----------------------|--------------------|-----------------------|--------------------|-------------------|-----------------|-------------------|--------------|
| 18 | 0 | 4 | 4 | 8 | 15 | 53.33% | 4 | 4 |
| 18 G 111 | 7 | 34 | 1 | 42 | 81 | 51.85% | 24 | 24 |
| 18 G 211 | 6 | 3 | 1 | 10 | 15 | 66.67% | 5 | 5 |
| 18 G 411 | 39 | 266 | 42 | 347 | 596 | 58.22% | 261 | 261 |
| 19 | 0 | 3 | 0 | 3 | 4 | 75.00% | 2 | 2 |
| 19 G 111 | 3 | 1 | 0 | 4 | 7 | 57.14% | 1 | 1 |
| 20 | 3 | 56 | 3 | 62 | 85 | 72.94% | 57 | 57 |
| 20 G 111 | 3 | 40 | 6 | 49 | 74 | 66.22% | 48 | 48 |
| 21 | 0 | 0 | 0 | 0 | 0 | 00.00% | 0 | 0 |
| Totals | 1490 | 13931 | 3556 | 18977 | 28729 | | 16320 | 16320 |

I, Lory Harle, Elections Administrator, do hereby certify that the returns as shown on the official canvass report are true and correct.



Lory Harle
Lory Harle

11/10/2020
Date

**November 3, 2020 Canvass — Total Voters — Official
Upshur County, Texas — 2020 GENERAL ELECTION — November 03, 2020**

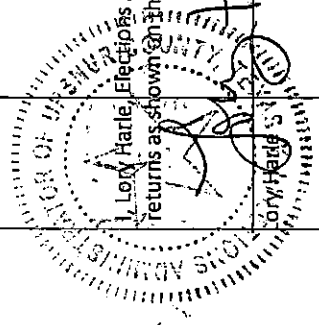
Total Number of Voters : 18,978 of 28,729 = 66.06%

Precincts Reporting 49 of 49 = 100.00%

County Tax Assessor-Collector

| Precinct | Absentee Ballots Cast | Early Ballots Cast | Election Ballots Cast | Total Ballots Cast | Registered Voters | Percent Turnout | Party | | Totals |
|----------|-----------------------|--------------------|-----------------------|--------------------|-------------------|-----------------|---------------------|-------------------------|--------|
| | | | | | | | REP Luana Howell | DEM Jurel Ford White | |
| 1 | 114 | 1006 | 461 | 1581 | 1874 | 84.36% | 1345 | 195 | 1540 |
| 1 NDISD | 2 | 9 | 3 | 14 | 22 | 63.64% | 4 | 9 | 13 |
| 2 | 115 | 1523 | 66 | 1704 | 2923 | 58.30% | 1542 | 96 | 1638 |
| 2 GL | 3 | 37 | 5 | 45 | 81 | 55.56% | 41 | 3 | 44 |
| 3 | 53 | 817 | 214 | 1084 | 1617 | 67.04% | 924 | 108 | 1032 |
| 4 | 0 | 21 | 9 | 30 | 51 | 58.82% | 19 | 0 | 19 |
| 4 NDISD | 48 | 587 | 211 | 846 | 1252 | 67.57% | 686 | 128 | 814 |
| 5 | 23 | 360 | 42 | 425 | 650 | 65.38% | 347 | 66 | 413 |
| 5 NDISD | 7 | 35 | 9 | 51 | 88 | 57.95% | 29 | 21 | 50 |
| 5 ESD | 4 | 28 | 0 | 32 | 48 | 66.67% | 27 | 5 | 32 |
| 6 NDISD | 46 | 760 | 249 | 1055 | 1451 | 72.71% | 892 | 136 | 1028 |
| 7 | 0 | 5 | 107 | 112 | 172 | 65.12% | 92 | 14 | 106 |
| 7 NDISD | 16 | 283 | 40 | 339 | 532 | 63.72% | 304 | 27 | 331 |
| 7 OC | 27 | 212 | 286 | 525 | 664 | 79.07% | 422 | 85 | 507 |
| 7 ESD | 105 | 595 | 33 | 733 | 1455 | 50.38% | 600 | 111 | 711 |
| 8 | 38 | 396 | 101 | 535 | 780 | 68.59% | 430 | 83 | 513 |
| 8 ESD | 14 | 128 | 5 | 147 | 253 | 58.10% | 120 | 25 | 145 |
| 9 | 11 | 52 | 10 | 73 | 95 | 76.84% | 54 | 8 | 62 |
| 9 BS | 39 | 281 | 136 | 456 | 793 | 57.50% | 358 | 84 | 442 |
| 9 BSISD | 63 | 575 | 193 | 831 | 1250 | 66.48% | 693 | 111 | 804 |
| 10 | 144 | 1211 | 303 | 1658 | 2417 | 68.60% | 1460 | 157 | 1617 |
| 10 G 111 | 0 | 1 | 0 | 1 | 10 | 10.00% | 1 | 0 | 1 |
| 10 BSISD | 0 | 5 | 3 | 8 | 11 | 72.73% | 7 | 1 | 8 |
| 11 | 12 | 132 | 41 | 185 | 280 | 66.07% | 155 | 18 | 173 |
| 11 GL | 5 | 16 | 7 | 28 | 42 | 66.67% | 5 | 21 | 26 |
| 11 BSISD | 19 | 217 | 49 | 285 | 411 | 69.34% | 236 | 41 | 277 |
| 12 | 57 | 568 | 108 | 733 | 996 | 73.59% | 638 | 66 | 704 |
| 12 G 311 | 1 | 19 | 0 | 20 | 29 | 68.97% | 17 | 2 | 19 |
| 13 | 52 | 484 | 124 | 660 | 968 | 68.18% | 508 | 139 | 647 |
| 14 | 50 | 239 | 88 | 377 | 502 | 75.10% | 308 | 55 | 363 |
| 15 | 94 | 937 | 231 | 1262 | 1832 | 68.89% | 1142 | 84 | 1226 |
| 15 BSISD | 9 | 94 | 18 | 121 | 173 | 69.94% | 112 | 8 | 120 |
| 16 | 13 | 168 | 57 | 238 | 317 | 75.08% | 171 | 48 | 219 |
| 16 GL | 97 | 588 | 135 | 820 | 1370 | 59.85% | 622 | 160 | 782 |
| 16 BSISD | 0 | 5 | 5 | 10 | 16 | 62.50% | 9 | 0 | 9 |
| 17 | 4 | 32 | 30 | 66 | 138 | 47.83% | 45 | 10 | 55 |
| 17 G 111 | 43 | 214 | 16 | 273 | 521 | 52.40% | 158 | 104 | 262 |
| 17 G 211 | 47 | 386 | 46 | 479 | 818 | 58.56% | 361 | 103 | 464 |
| 17 G 311 | 51 | 456 | 50 | 557 | 841 | 66.23% | 452 | 84 | 536 |
| 17 G 411 | 3 | 42 | 8 | 53 | 109 | 48.62% | 45 | 8 | 53 |

I, Lory Hatle, Elections Administrator, do hereby certify that the returns as shown on the official canvass report are true and correct.



11/10/2020

Date


**November 3, 2020 Canvass — Total Voters — Official
Upshur County, Texas — 2020 GENERAL ELECTION — November 03, 2020**

Total Number of Voters : 18,978 of 28,729 = 66.06%

Precincts Reporting 49 of 49 = 100.00%

County Tax Assessor-Collector

| Precinct | Absentee Ballots Cast | Early Ballots Cast | Election Ballots Cast | Total Ballots Cast | Registered Voters | Percent Turnout | REP Luana Howell | DEM Jurel Ford White | Totals |
|---------------|-----------------------|--------------------|-----------------------|--------------------|-------------------|-----------------|---------------------|-------------------------|--------------|
| 18 | 0 | 4 | 4 | 8 | 15 | 53.33% | 4 | 3 | 7 |
| 18 G 111 | 7 | 34 | 1 | 42 | 81 | 51.85% | 16 | 25 | 41 |
| 18 G 211 | 6 | 3 | 1 | 10 | 15 | 66.67% | 4 | 5 | 9 |
| 18 G 411 | 39 | 266 | 42 | 347 | 596 | 58.22% | 247 | 83 | 330 |
| 19 | 0 | 3 | 0 | 3 | 4 | 75.00% | 2 | 0 | 2 |
| 19 G 111 | 3 | 1 | 0 | 4 | 7 | 57.14% | 1 | 3 | 4 |
| 20 | 3 | 56 | 3 | 62 | 85 | 72.94% | 55 | 5 | 60 |
| 20 G 111 | 3 | 40 | 6 | 49 | 74 | 66.22% | 44 | 4 | 48 |
| 21 | 0 | 0 | 0 | 0 | 0 | 00.00% | 0 | 0 | 0 |
| Totals | 1490 | 13931 | 3556 | 18977 | 28729 | | 15754 | 2552 | 18306 |



Lory Harle, Elections Administrator, do hereby certify that the returns as shown on the official canvass report are true and correct.

Lory Harle

Lory Harle

11/10/2020

Date

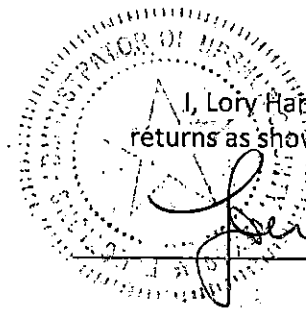
**November 3, 2020 Canvass — Total Voters — Official
Upshur County, Texas — 2020 GENERAL ELECTION — November 03, 2020**

Total Number of Voters : 18,978 of 28,729 = 66.06%

Precincts Reporting 49 of 49 = 100.00%

County Commissioner, Precinct No. 1

| Precinct | Absentee Ballots Cast | Early Ballots Cast | Election Ballots Cast | Total Ballots Cast | Registered Voters | Percent Turnout | REP Gene Dolfe | Totals |
|---------------|-----------------------------|--------------------------|-----------------------------|--------------------------|----------------------|--------------------|-------------------|-------------|
| 1 | 114 | 1006 | 461 | 1581 | 1874 | 84.36% | 1381 | 1381 |
| 1 NDISD | 2 | 9 | 3 | 14 | 22 | 63.64% | 6 | 6 |
| 2 | 115 | 1523 | 66 | 1704 | 2923 | 58.30% | 1552 | 1552 |
| 2 GL | 3 | 37 | 5 | 45 | 81 | 55.56% | 40 | 40 |
| 3 | 53 | 817 | 214 | 1084 | 1617 | 67.04% | 968 | 968 |
| 4 | 0 | 21 | 9 | 30 | 51 | 58.82% | 18 | 18 |
| 4 NDISD | 48 | 587 | 211 | 846 | 1252 | 67.57% | 730 | 730 |
| 19 | 0 | 3 | 0 | 3 | 4 | 75.00% | 2 | 2 |
| 19 G 111 | 3 | 1 | 0 | 4 | 7 | 57.14% | 1 | 1 |
| Totals | 338 | 4004 | 969 | 5311 | 7831 | | 4698 | 4698 |



I, Lory Harle, Elections Administrator, do hereby certify that the returns as shown on the official canvass report are true and correct.

Lory Harle
Lory Harle

11/10/2020
Date


**November 3, 2020 Canvass — Total Voters — Official
Upshur County, Texas — 2020 GENERAL ELECTION — November 03, 2020**

Total Number of Voters : 18,978 of 28,729 = 66.06%

Precincts Reporting 49 of 49 = 100.00%

County Commissioner, Precinct No. 3

| Precinct | Absentee Ballots Cast | Early Ballots Cast | Election Ballots Cast | Total Ballots Cast | Registered Voters | Percent Turnout | REP Michael L. Ashley | Totals |
|---------------|-----------------------------|--------------------------|-----------------------------|--------------------------|----------------------|--------------------|-----------------------------|-------------|
| 9 | 11 | 52 | 10 | 73 | 95 | 76.84% | 59 | 59 |
| 9 BS | 39 | 281 | 136 | 456 | 793 | 57.50% | 381 | 381 |
| 9 BSISD | 63 | 575 | 193 | 831 | 1250 | 66.48% | 722 | 722 |
| 10 | 144 | 1211 | 303 | 1658 | 2417 | 68.60% | 1497 | 1497 |
| 10 G 111 | 0 | 1 | 0 | 1 | 10 | 10.00% | 1 | 1 |
| 10 BSISD | 0 | 5 | 3 | 8 | 11 | 72.73% | 7 | 7 |
| 11 | 12 | 132 | 41 | 185 | 280 | 66.07% | 153 | 153 |
| 11 GL | 5 | 16 | 7 | 28 | 42 | 66.67% | 14 | 14 |
| 11 BSISD | 19 | 217 | 49 | 285 | 411 | 69.34% | 243 | 243 |
| 16 | 13 | 168 | 57 | 238 | 317 | 75.08% | 183 | 183 |
| 16 GL | 97 | 588 | 135 | 820 | 1370 | 59.85% | 668 | 668 |
| 16 BSISD | 0 | 5 | 5 | 10 | 16 | 62.50% | 9 | 9 |
| Totals | 403 | 3251 | 939 | 4593 | 7012 | | 3937 | 3937 |



Lory Harle, Elections Administrator, do hereby certify that the returns as shown on the official canvass report are true and correct.

Lory Harle

Lory Harle

11/10/2020

Date

**November 3, 2020 Canvass — Total Voters — Official
Upshur County, Texas — 2020 GENERAL ELECTION — November 03, 2020**


Total Number of Voters : 18,978 of 28,729 = 66.06%

Precincts Reporting 49 of 49 = 100.00%

Constable, Precinct No. 1

| Precinct | Absentee Ballots Cast | Early Ballots Cast | Election Ballots Cast | Total Ballots Cast | Registered Voters | Percent Turnout | REP Tim Barnett | Totals |
|---------------|-----------------------------|--------------------------|-----------------------------|--------------------------|----------------------|--------------------|--------------------|-------------|
| 1 | 114 | 1006 | 461 | 1581 | 1874 | 84.36% | 1376 | 1376 |
| 1 NDISD | 2 | 9 | 3 | 14 | 22 | 63.64% | 6 | 6 |
| 2 | 115 | 1523 | 66 | 1704 | 2923 | 58.30% | 1522 | 1522 |
| 2 GL | 3 | 37 | 5 | 45 | 81 | 55.56% | 38 | 38 |
| 3 | 53 | 817 | 214 | 1084 | 1617 | 67.04% | 951 | 951 |
| 4 | 0 | 21 | 9 | 30 | 51 | 58.82% | 19 | 19 |
| 4 NDISD | 48 | 587 | 211 | 846 | 1252 | 67.57% | 717 | 717 |
| 19 | 0 | 3 | 0 | 3 | 4 | 75.00% | 2 | 2 |
| 19 G 111 | 3 | 1 | 0 | 4 | 7 | 57.14% | 1 | 1 |
| Totals | 338 | 4004 | 969 | 5311 | 7831 | | 4632 | 4632 |

Lory Harle, Elections Administrator, do hereby certify that the returns as shown on the official canvass report are true and correct.



Lory Harle
Lory Harle

11/10/2020
Date

**November 3, 2020 Canvass — Total Voters — Official
Upshur County, Texas — 2020 GENERAL ELECTION — November 03, 2020**


Total Number of Voters : 18,978 of 28,729 = 66.06%

Precincts Reporting 49 of 49 = 100.00%

Constable, Precinct No. 2

| Precinct | Absentee Ballots Cast | Early Ballots Cast | Election Ballots Cast | Total Ballots Cast | Registered Voters | Percent Turnout | REP Jason K. Weeks | Totals |
|---------------|-----------------------|--------------------|-----------------------|--------------------|-------------------|-----------------|-----------------------|-------------|
| 5 | 23 | 360 | 42 | 425 | 650 | 65.38% | 362 | 362 |
| 5 NDISD | 7 | 35 | 9 | 51 | 88 | 57.95% | 30 | 30 |
| 5 ESD | 4 | 28 | 0 | 32 | 48 | 66.67% | 28 | 28 |
| 6 NDISD | 46 | 760 | 249 | 1055 | 1451 | 72.71% | 917 | 917 |
| 7 | 0 | 5 | 107 | 112 | 172 | 65.12% | 98 | 98 |
| 7 NDISD | 16 | 283 | 40 | 339 | 532 | 63.72% | 309 | 309 |
| 7 OC | 27 | 212 | 286 | 525 | 664 | 79.07% | 454 | 454 |
| 7 ESD | 105 | 595 | 33 | 733 | 1455 | 50.38% | 633 | 633 |
| 8 | 38 | 396 | 101 | 535 | 780 | 68.59% | 453 | 453 |
| 8 ESD | 14 | 128 | 5 | 147 | 253 | 58.10% | 130 | 130 |
| 18 | 0 | 4 | 4 | 8 | 15 | 53.33% | 4 | 4 |
| 18 G 111 | 7 | 34 | 1 | 42 | 81 | 51.85% | 20 | 20 |
| 18 G 211 | 6 | 3 | 1 | 10 | 15 | 66.67% | 5 | 5 |
| 18 G 411 | 39 | 266 | 42 | 347 | 596 | 58.22% | 266 | 266 |
| Totals | 332 | 3109 | 920 | 4361 | 6800 | | 3709 | 3709 |

I, Lory Harle, Elections Administrator, do hereby certify that the returns as shown on the official canvass report are true and correct.



Lory Harle

Lory Harle

11/10/2020

Date

November 3, 2020 Canvass — Total Voters — Official
 Upshur County, Texas — 2020 GENERAL ELECTION — November 03, 2020

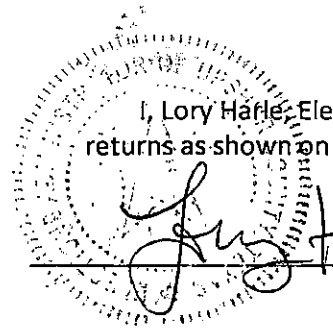

Total Number of Voters : 18,978 of 28,729 = 66.06%

Precincts Reporting 49 of 49 = 100.00%

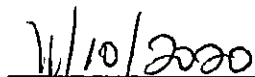
Constable, Precinct No. 3

| Precinct | Absentee Ballots Cast | Early Ballots Cast | Election Ballots Cast | Total Ballots Cast | Registered Voters | Percent Turnout | REP Ronnie G. Mitchell | Totals |
|----------|-----------------------------|--------------------------|-----------------------------|--------------------------|----------------------|--------------------|------------------------------|--------|
| 9 | 11 | 52 | 10 | 73 | 95 | 76.84% | 57 | 57 |
| 9 BS | 39 | 281 | 136 | 456 | 793 | 57.50% | 362 | 362 |
| 9 BSISD | 63 | 575 | 193 | 831 | 1250 | 66.48% | 704 | 704 |
| 10 | 144 | 1211 | 303 | 1658 | 2417 | 68.60% | 1443 | 1443 |
| 10 G 111 | 0 | 1 | 0 | 1 | 10 | 10.00% | 1 | 1 |
| 10 BSISD | 0 | 5 | 3 | 8 | 11 | 72.73% | 6 | 6 |
| 11 | 12 | 132 | 41 | 185 | 280 | 66.07% | 154 | 154 |
| 11 GL | 5 | 16 | 7 | 28 | 42 | 66.67% | 12 | 12 |
| 11 BSISD | 19 | 217 | 49 | 285 | 411 | 69.34% | 240 | 240 |
| 16 | 13 | 168 | 57 | 238 | 317 | 75.08% | 180 | 180 |
| 16 GL | 97 | 588 | 135 | 820 | 1370 | 59.85% | 664 | 664 |
| 16 BSISD | 0 | 5 | 5 | 10 | 16 | 62.50% | 10 | 10 |
| Totals | 403 | 3251 | 939 | 4593 | 7012 | | 3833 | 3833 |

I, Lory Harle, Elections Administrator, do hereby certify that the returns as shown on the official canvass report are true and correct.

 Lory Harle



 Date


**November 3, 2020 Canvass — Total Voters — Official
Upshur County, Texas — 2020 GENERAL ELECTION — November 03, 2020**


Total Number of Voters : 18,978 of 28,729 = 66.06%

Precincts Reporting 49 of 49 = 100.00%


Constable, Precinct No. 4


| Precinct | Absentee Ballots Cast | Early Ballots Cast | Election Ballots Cast | Total Ballots Cast | Registered Voters | Percent Turnout | REP David S. Thompson | Totals |
|---------------|-----------------------------|--------------------------|-----------------------------|--------------------------|----------------------|--------------------|-----------------------------|-------------|
| 12 | 57 | 568 | 108 | 733 | 996 | 73.59% | 656 | 656 |
| 12 G 311 | 1 | 19 | 0 | 20 | 29 | 68.97% | 18 | 18 |
| 13 | 52 | 484 | 124 | 660 | 968 | 68.18% | 549 | 549 |
| 14 | 50 | 239 | 88 | 377 | 502 | 75.10% | 336 | 336 |
| 15 | 94 | 937 | 231 | 1262 | 1832 | 68.89% | 1180 | 1180 |
| 15 BSISD | 9 | 94 | 18 | 121 | 173 | 69.94% | 115 | 115 |
| 17 | 4 | 32 | 30 | 66 | 138 | 47.83% | 46 | 46 |
| 17 G 111 | 43 | 214 | 16 | 273 | 521 | 52.40% | 171 | 171 |
| 17 G 211 | 47 | 386 | 46 | 479 | 818 | 58.56% | 380 | 380 |
| 17 G 311 | 51 | 456 | 50 | 557 | 841 | 66.23% | 478 | 478 |
| 17 G 411 | 3 | 42 | 8 | 53 | 109 | 48.62% | 46 | 46 |
| 20 | 3 | 56 | 3 | 62 | 85 | 72.94% | 58 | 58 |
| 20 G 111 | 3 | 40 | 6 | 49 | 74 | 66.22% | 48 | 48 |
| 21 | 0 | 0 | 0 | 0 | 0 | 00.00% | 0 | 0 |
| Totals | 417 | 3567 | 728 | 4712 | 7086 | | 4081 | 4081 |

BY 
UPSHUR COUNTY, TX.
2020 NOV 16 AM 10:37
FILED -
TERRI ROSS
COUNTY CLERK



I, Lory Harle, Elections Administrator, do hereby certify that the returns as shown on the official canvass report are true and correct.


Lory Harle


Date